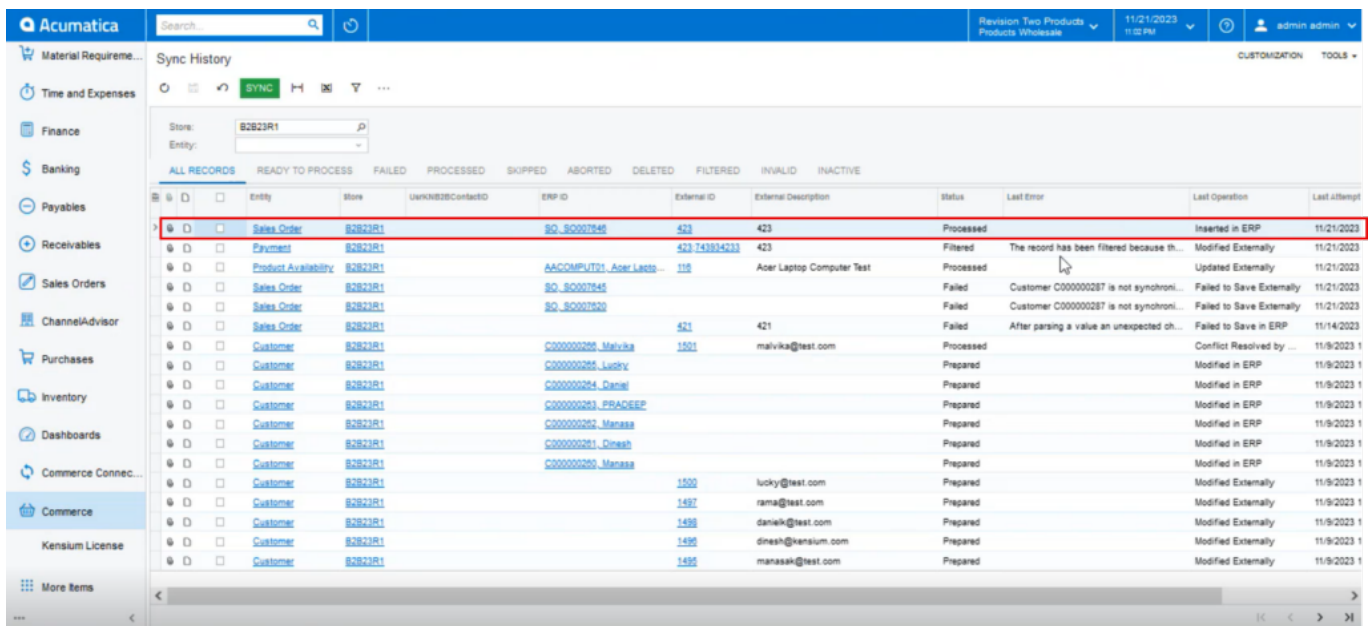


Import Setup

 You can import the setup by using the **[Import Option]**. You can import the XML in Acumatica, which will be validated and imported.

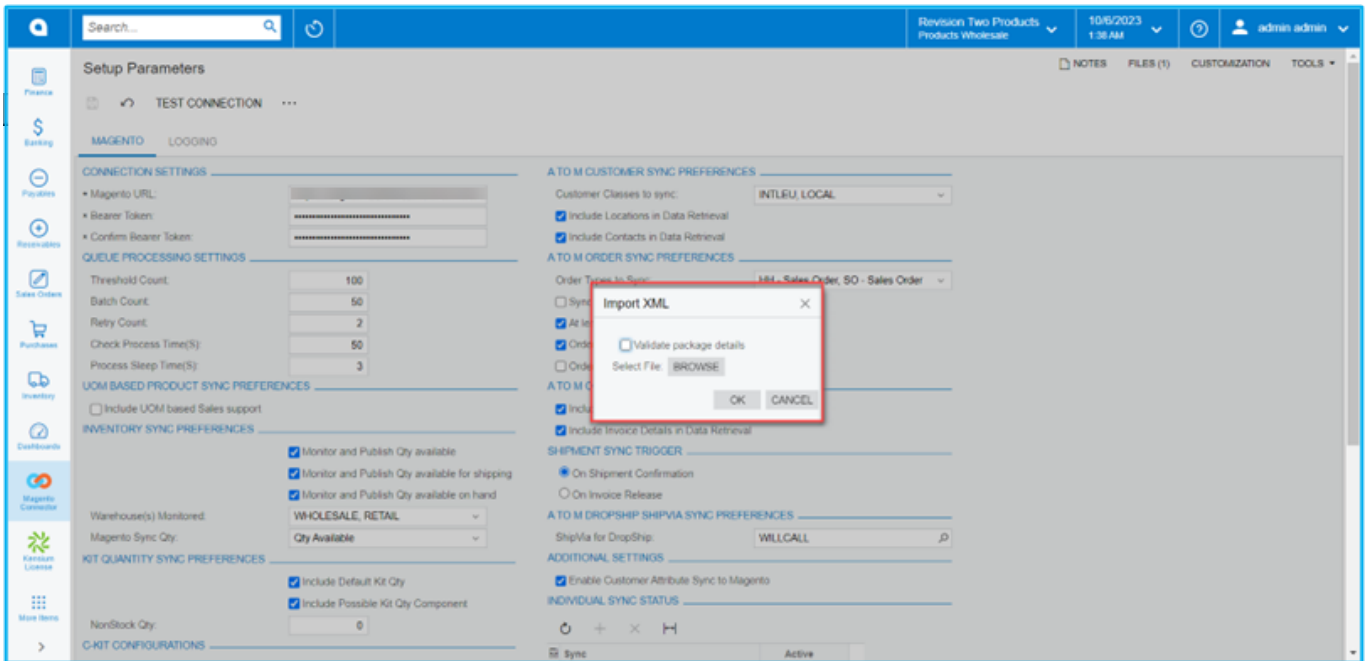
A smart popup will appear on the screen as **[Import XML]**. This import routine will have an option to validate the package details with a check box. If it's enabled the application will validate the package details.

By using the browse option, you need to choose the setup parameters file.

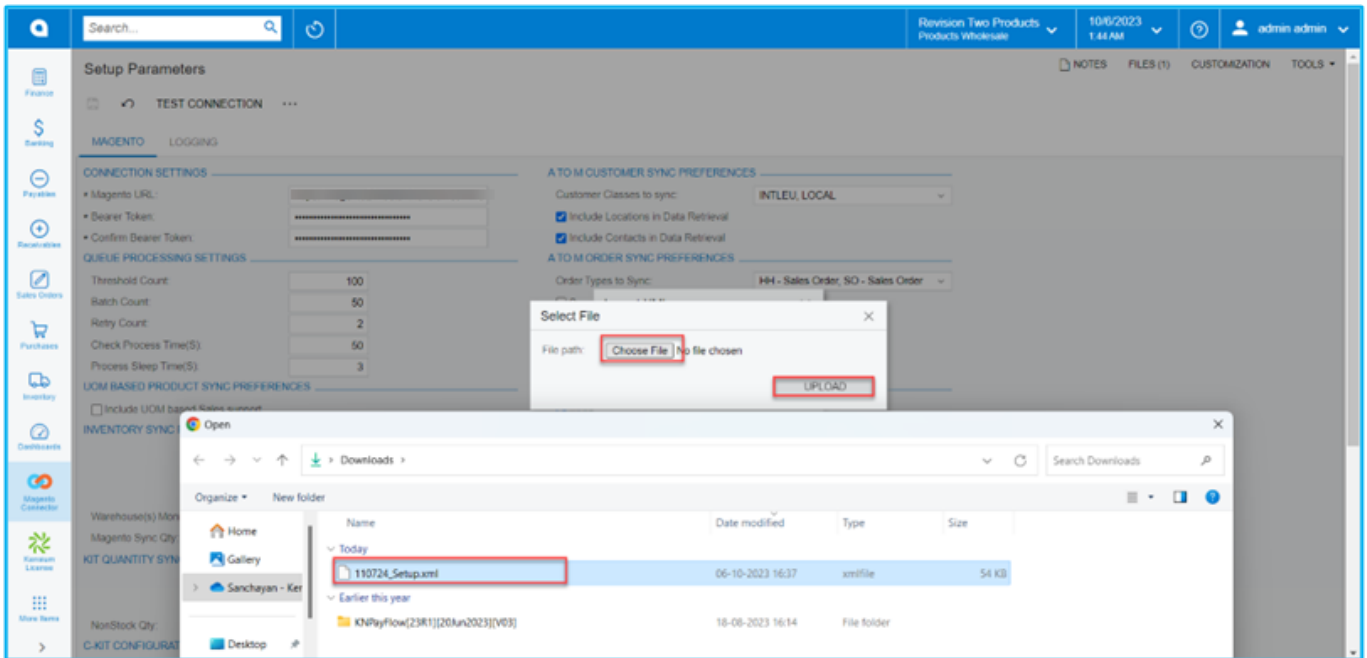


The screenshot shows the Acumatica Sync History interface. The table lists various data entities and their synchronization status. The first row, representing a Sales Order, is highlighted with a red border.

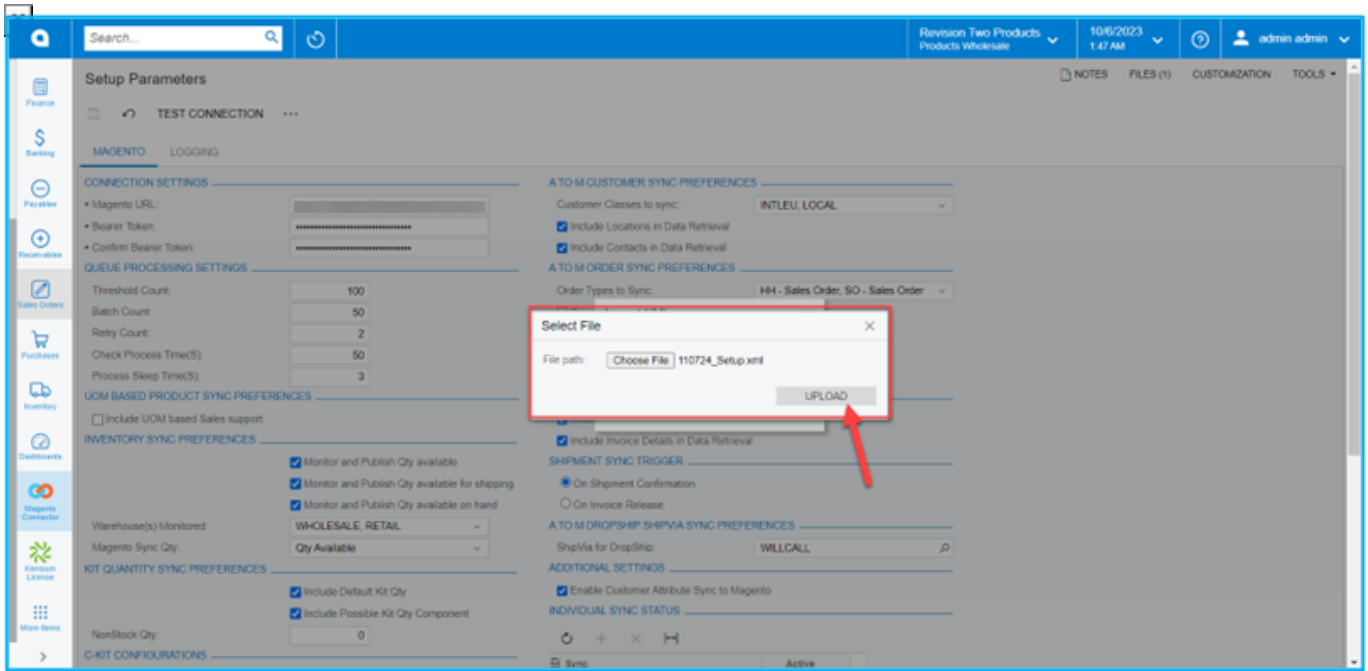
Entity	Store	User/ID	ERP ID	External ID	External Description	Status	Last Error	Last Operation	Last Attempt
Sales Order	B2B23R1	SO_S0007545	423	423		Processed		Inserted in ERP	11/21/2023
Payment	B2B23R1		423	743334233	423	Filtered	The record has been filtered because th...	Modified Externally	11/21/2023
Product Availability	B2B23R1	AACOMPUTER_Acer Laptops	116		Acer Laptop Computer Test	Processed		Updated Externally	11/21/2023
Sales Order	B2B23R1	SO_S0007545				Failed	Customer C000000287 is not synchroni...	Failed to Save Externally	11/21/2023
Sales Order	B2B23R1	SO_S0007520				Failed	Customer C000000287 is not synchroni...	Failed to Save Externally	11/21/2023
Sales Order	B2B23R1		421	421		Failed	After parsing a value an unexpected oh...	Failed to Save in ERP	11/14/2023
Customer	B2B23R1	C000000285_Malvika	1501		malvika@test.com	Processed		Conflict Resolved by ...	11/9/2023 1
Customer	B2B23R1	C000000285_Lucky				Prepared		Modified in ERP	11/9/2023 1
Customer	B2B23R1	C000000284_Daniel				Prepared		Modified in ERP	11/9/2023 1
Customer	B2B23R1	C000000283_PRADEEP				Prepared		Modified in ERP	11/9/2023 1
Customer	B2B23R1	C000000282_Manasa				Prepared		Modified in ERP	11/9/2023 1
Customer	B2B23R1	C000000281_Dinesh				Prepared		Modified in ERP	11/9/2023 1
Customer	B2B23R1	C000000280_Manasa				Prepared		Modified in ERP	11/9/2023 1
Customer	B2B23R1		1500		lucky@test.com	Prepared		Modified Externally	11/9/2023 1
Customer	B2B23R1		1497		rama@test.com	Prepared		Modified Externally	11/9/2023 1
Customer	B2B23R1		1498		daniel@test.com	Prepared		Modified Externally	11/9/2023 1
Customer	B2B23R1		1496		dinesh@kensium.com	Prepared		Modified Externally	11/9/2023 1
Customer	B2B23R1		1495		manasa@test.com	Prepared		Modified Externally	11/9/2023 1



Option to Import the XML file



Step to upload the file



File selection