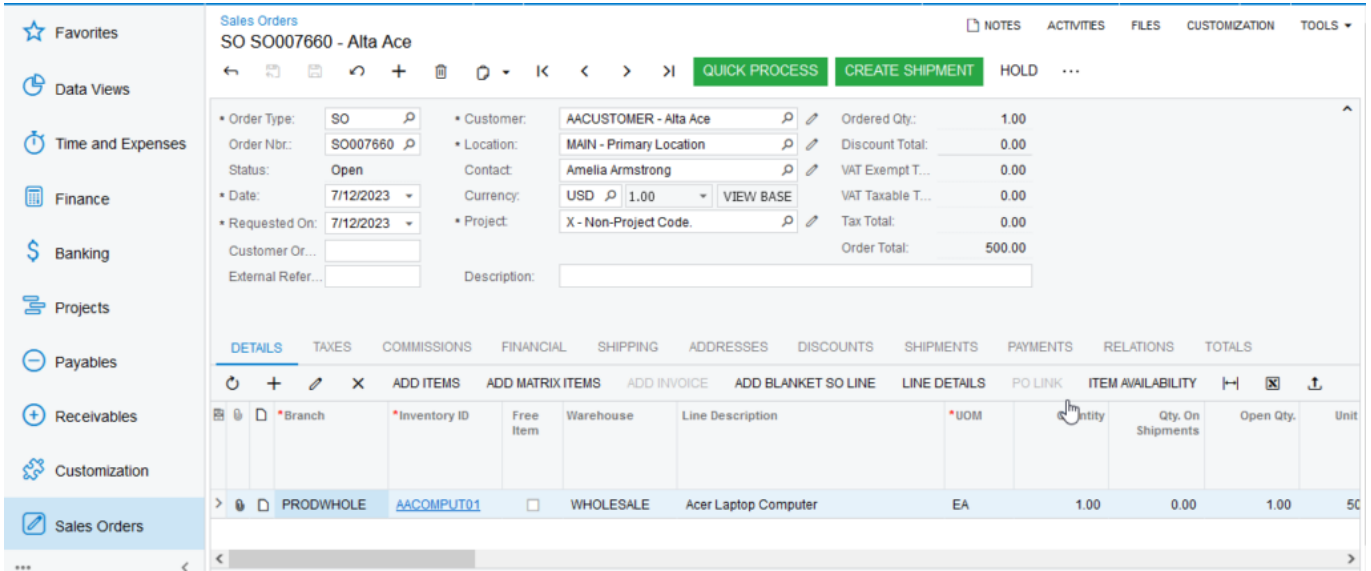


Record Card Payment on Payments and Applications Screen

- Create a Sales order by selecting Customer and inventory line item with quantity and price.



Sales Orders
SO SO007660 - Alta Ace

QUICK PROCESS CREATE SHIPMENT HOLD ...

Order Type: SO Customer: AACUSTOMER - Alta Ace Ordered Qty: 1.00
 Order Nbr: SO007660 Location: MAIN - Primary Location Discount Total: 0.00
 Status: Open Contact: Amelia Armstrong VAT Exempt T...: 0.00
 Date: 7/12/2023 Currency: USD 1.00 VIEW BASE VAT Taxable T...: 0.00
 Requested On: 7/12/2023 Project: X - Non-Project Code Tax Total: 0.00
 Customer Or...: Order Total: 500.00
 External Refer...: Description:

DETAILS TAXES COMMISSIONS FINANCIAL SHIPPING ADDRESSES DISCOUNTS SHIPMENTS PAYMENTS RELATIONS TOTALS

Branch	Inventory ID	Free Item	Warehouse	Line Description	UOM	Quantity	Qty. On Shipments	Open Qty.	Unit
PRODWHOLE	AACOMPUT01		WHOLESALE	Acer Laptop Computer	EA	1.00	0.00	1.00	500.00

Sales Order Screen

- Assign Sales order to Payments and application screen and click on Save Action.at 'Orders to Apply' tab. And Select New Card checkbox and click on Authorize CC Payment action.
- Now, I perform Authorize in Braintree sandbox manually at Home.
- Create **[New Transaction]**.
- Select the Customers and click **[Amount]**.
- Enter **Credit Card Number, Expiry Date, CVV**.



KENSIUM

Braintree Plugin

New Transaction

Want to create a transaction for an existing customer?

Enter the customer's ID, name, email, or any other information.

Transaction Information

Merchant Account

Transaction Type

Submit for Settlement

Amount

Required

Tax Amount

Transaction details on Braintree

- Give all the details in the transaction like **OrderID**, **Amount**, **Tax Amount** and Address and by selecting 'Submit for Settlement' option and click on **[Create Transaction]** button.



KENSIUM

Braintree Plugin



Home Transactions Disputes Vault Reports Subscriptions

SANDBOX MODE

Transactions Payment Contexts

Transaction Detail For ID: jggsfbmd

Receipt

Clone

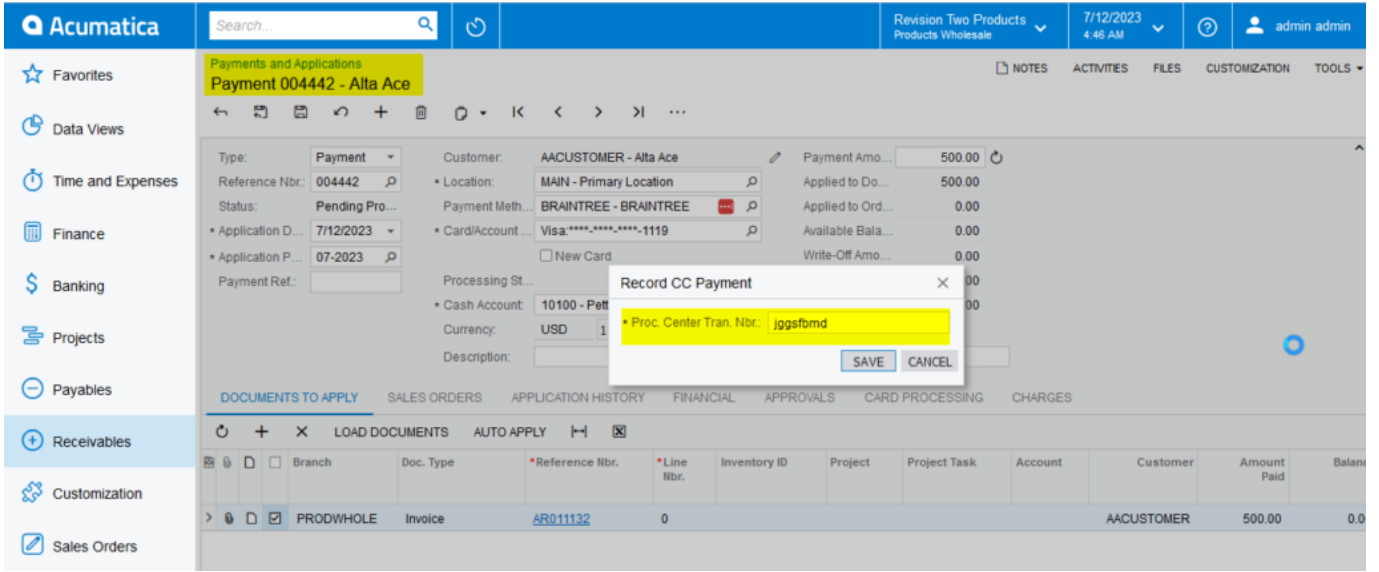
Void

Transaction Information

Merchant	Kensium
Merchant Account	kensium
Transaction Type	sale
Amount	\$500.00 USD
Transaction Date [?]	Jul 12 2023, 06:40 AM CDT
Status	Submitted For Settlement
Settlement Batch	2023-07-12_kensium_ekyw6b6m
Processor Authorization Code	PN3K96

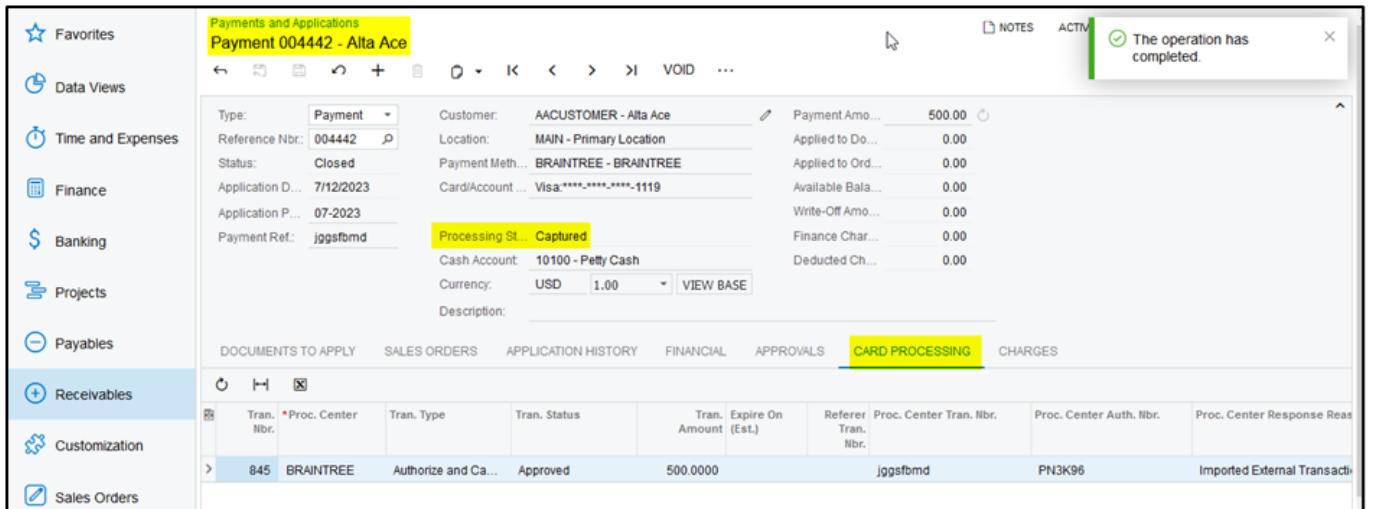
Transaction details on Braintree

- Copy the generated Transaction details ID.
- Navigate to created payment and Applications screen and click on **[Record Card Payment]** from action Fly out.



Record CC Payment in Payments and Applications Screen

- Paste that in **[Procc. center. Tran. Nbr]** action at Payments and Applications screen and then the payment record will be captured automatically in Acumatica and Braintree.



Captured at Payments and Applications Screen