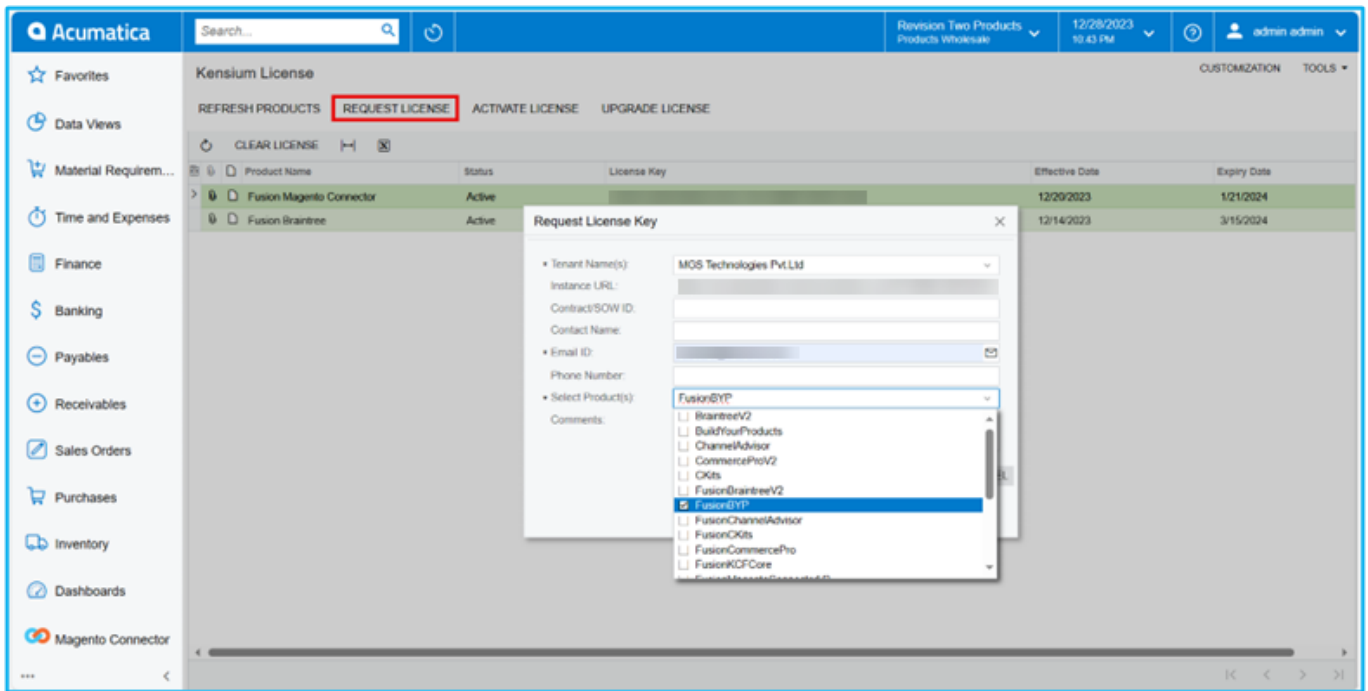


Request License

- ✘ • You need to click on **[Request License]**.
- A pop-up will appear on the screen for **[Request License key]**.
- Within the Kensium license screen you can see all the Kensium products published.
- Select the **[Product]** that you need a license for & place the license request. By filling in the requested details on the form.



Request License Key

- You must fill out all the essential fields with the necessary information.
 - Instance URL
 - Contract/SOW ID
 - Contact Name
 - Email ID.
 - Phone Number
 - Select Product from the Drop-down Menu
 - Comments
- Click on **[submit]**.

- The request will reach the concerned team at our end and a license key will be facilitated to you (via email).
- You will receive a **[Product License Request]** mail for the provided mail.

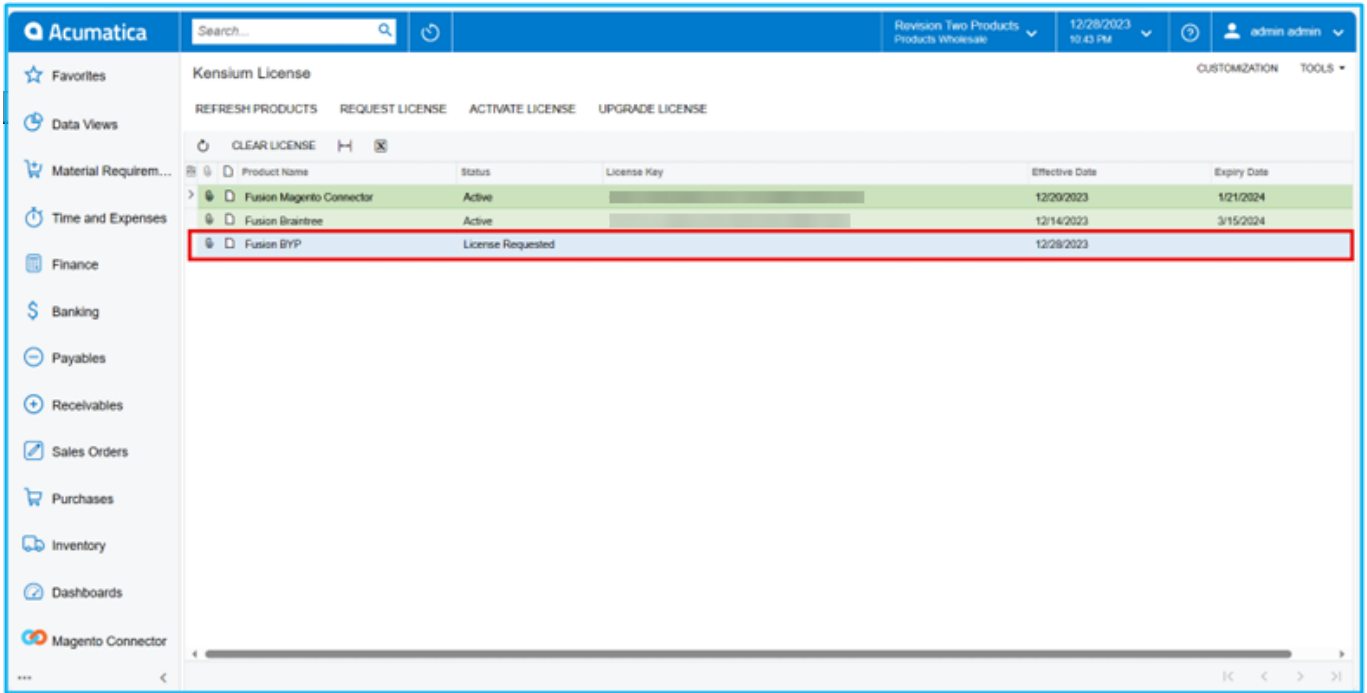
Hi Team,

Could you please create License Key for the below product(s).

| Product License Request | |
|-------------------------|---------------------------------|
| Product Code(s) | FusionBYP |
| Client Name | |
| Instance URL | https:// |
| Tenant Name(s) | 2-Company |
| Requested by | admin |
| Email ID | |
| Phone Number | |
| Additional Notes | |

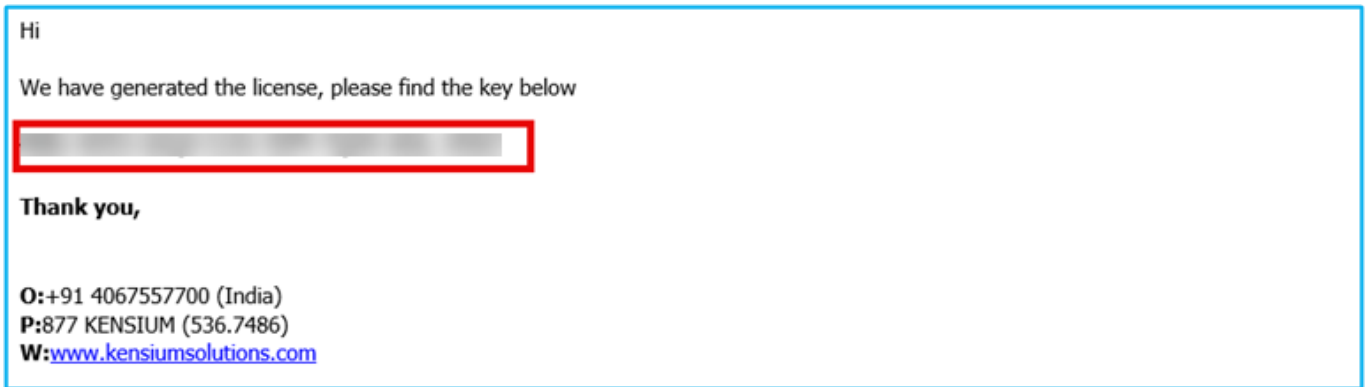
Mail

- Upon clicking on **[Submit]** a new line will appear on the Kensium license screen as **[License Requested]**.



Activate License

- You will receive a mail with the **[License Key]**.



License Key Mail