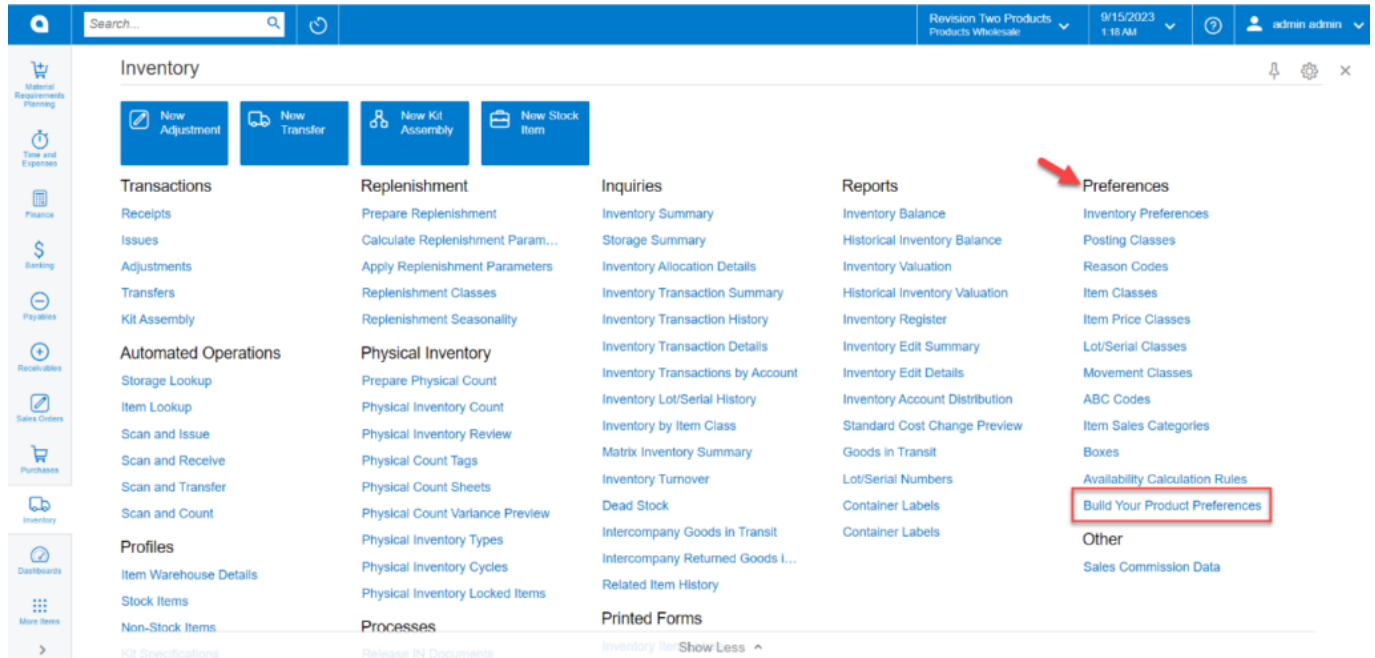


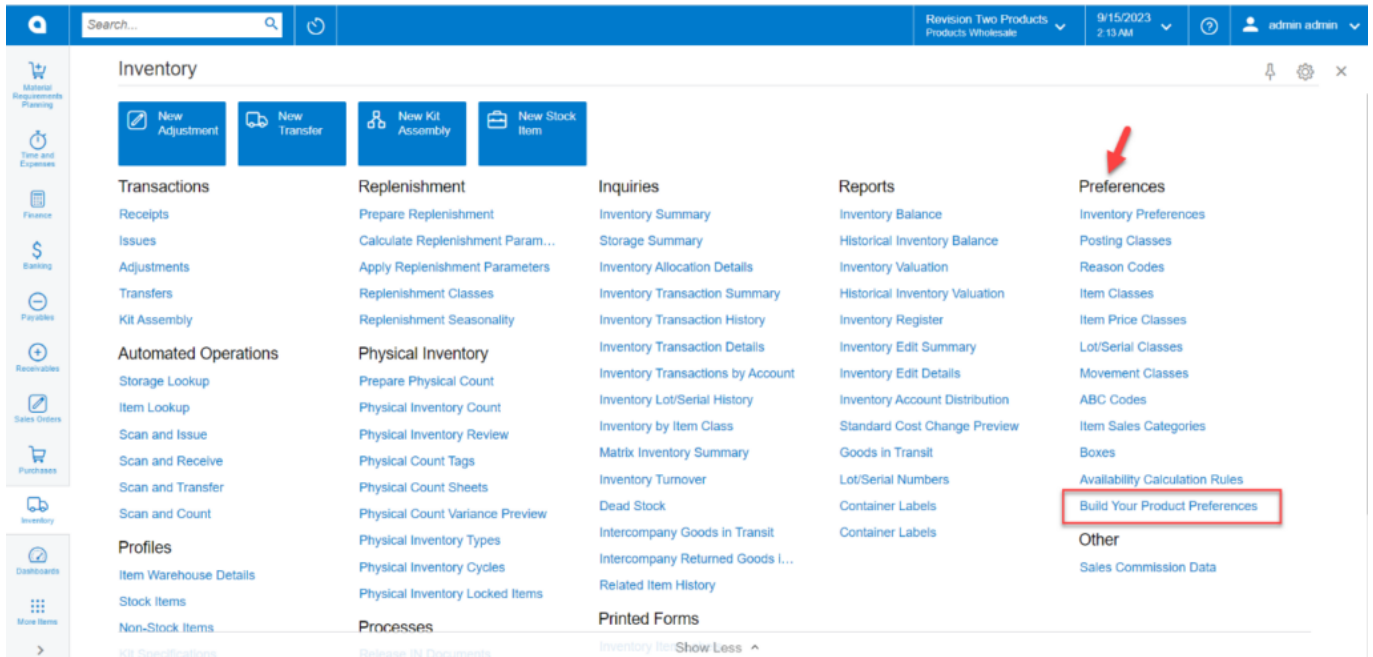
Configuring BYP Preferences

We have added an option for **[Build Your Products Preferences]** under **[Preferences]**.



Build Your Products window

This feature will allow you to set the product preferences for creating transactions. By clicking on this you will be redirected to the preferences screen. At the bottom of the Preferences column, you will get the option **[Build Your Product Preferences]**.

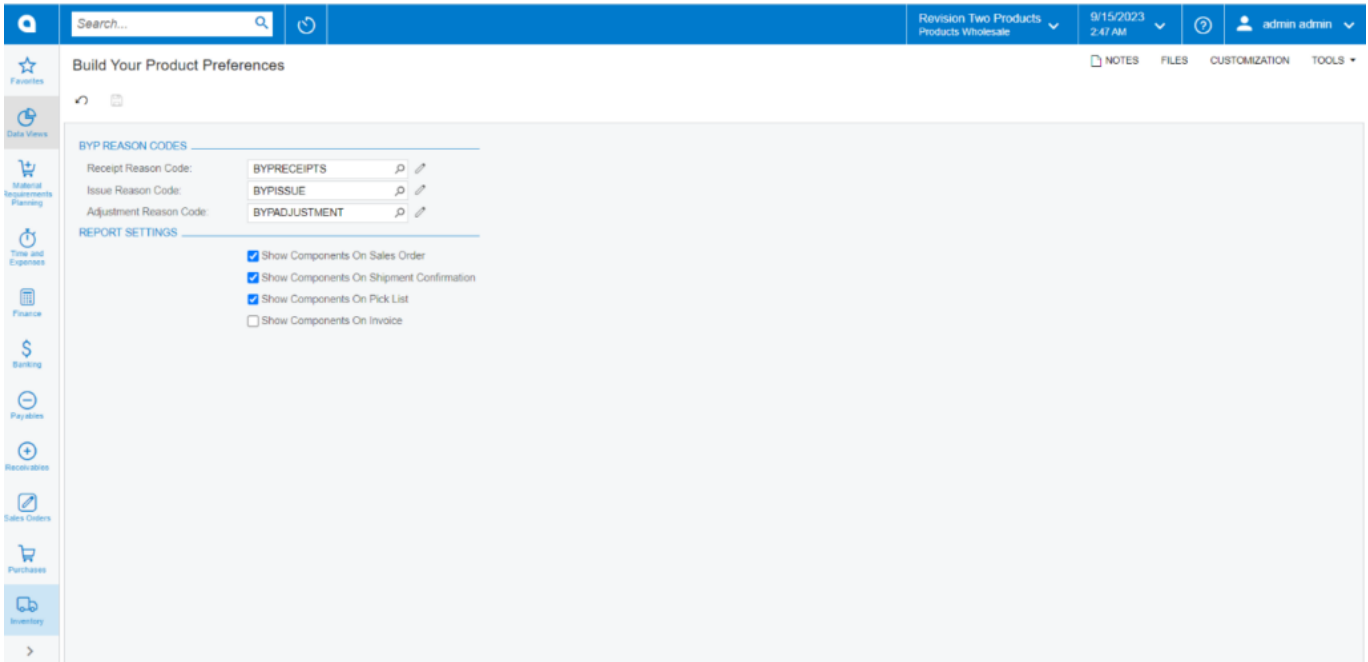


Option for Build Your Product Preferences

The above option will redirect you to the page with the following details.

Tenant	(Hub) Server	Local Server
BYP REASON CODES		
Receipt Reason Code	Lookup	BYPRECEIPTS
Issue Reason Code	Lookup	BYPISSUE
Adjustment Reason Code	Lookup	BYPADJUSTMENT
REPORT SETTINGS (based on the selection the following will be displayed on the Report)		
Show Components on Sales Order	Checkbox	If a checked component on the sales order is shown.
Show Components on Shipment Confirmation	Checkbox	If the component on the shipment confirmation

Tenant	(Hub) Server	Local Server
<input checked="" type="checkbox"/> Show Components on the Pick List	Checkbox	If checked then the components will be shown on the Pick List.
Show Components on Invoice	Checkbox	If checked, the components will be shown on the Invoice.



The screenshot shows the 'Build Your Product Preferences' page. The top navigation bar includes a search field, a refresh button, and user information (Revision Two Products, Products Wholesale, 9/15/2023 2:47 AM, admin admin). The left sidebar contains various menu items like Favorites, Data Views, Material Requirements Planning, Time and Expenses, Finance, Banking, Payables, Receivables, Sales Orders, Purchases, and Inventory. The main content area is titled 'Build Your Product Preferences' and contains two sections: 'BYP REASON CODES' and 'REPORT SETTINGS'. Under 'BYP REASON CODES', there are three rows: 'Receipt Reason Code: BYPRECEIPTS', 'Issue Reason Code: BYISSUE', and 'Adjustment Reason Code: BYPADJUSTMENT', each with a dropdown arrow and an edit icon. Under 'REPORT SETTINGS', there are four checkboxes: 'Show Components On Sales Order' (checked), 'Show Components On Shipment Confirmation' (checked), 'Show Components On Pick List' (checked), and 'Show Components On Invoice' (unchecked).

Product Preferences option