
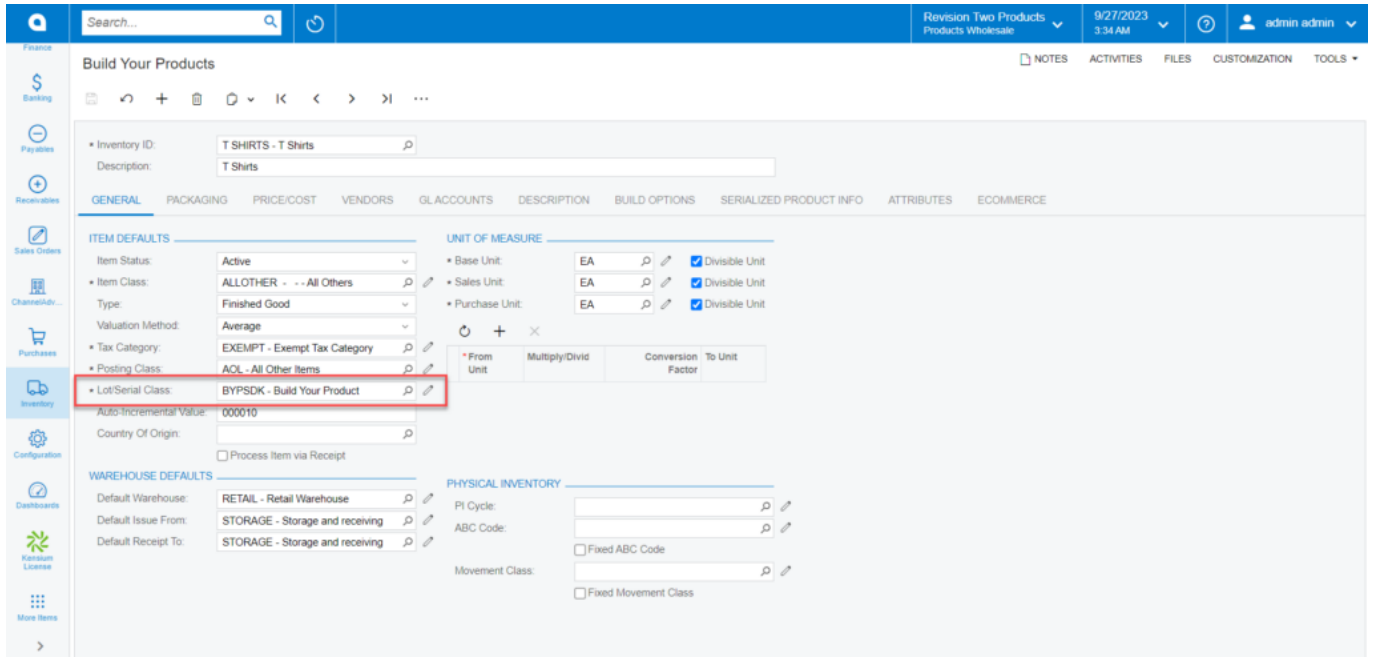


Mapping Lot/Serial Class

 To track Build Your Product, click on pencil you will be redirected to the **[LOT/SERIAL CLASSES]** screen as shown below.




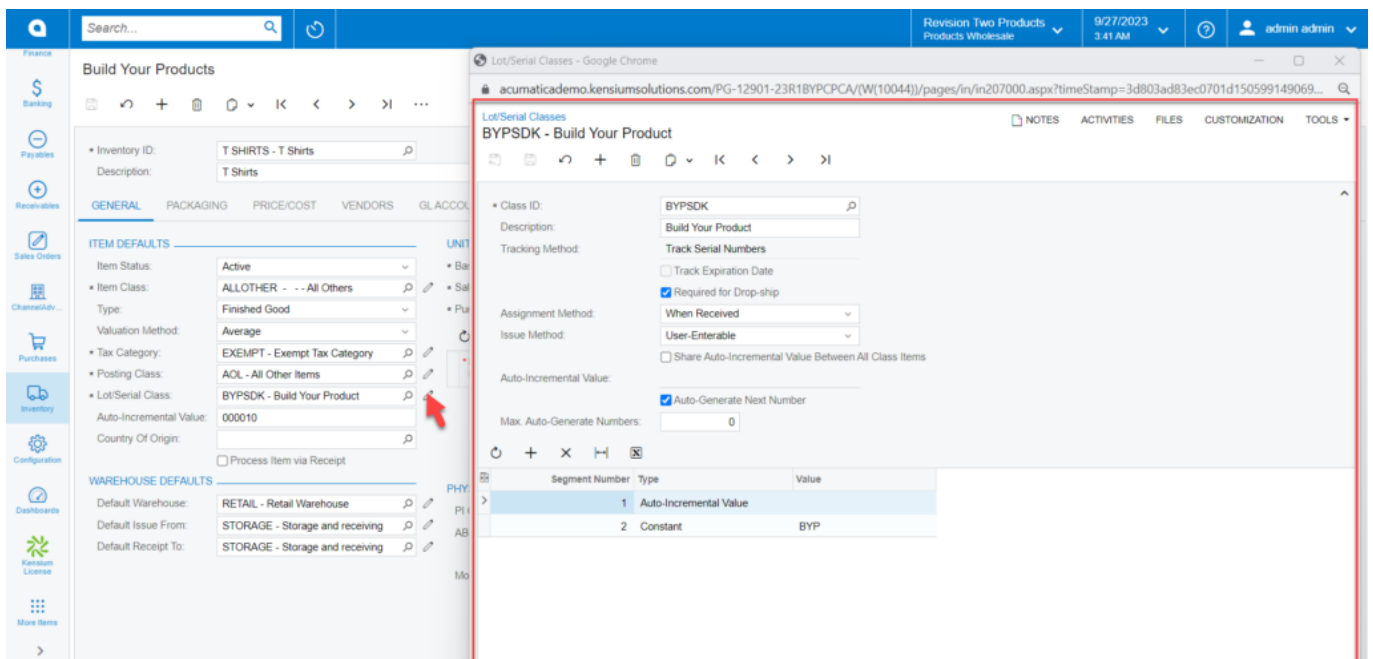
The screenshot shows the 'Build Your Products' interface. The 'Inventory ID' is 'T SHIRTS - T Shirts' and the 'Description' is 'T Shirts'. The 'Lot/Serial Class' field is highlighted with a red box and contains the value 'BYPSDK - Build Your Product'. The 'Unit of Measure' section shows 'Base Unit' as 'EA' and 'Divisible Unit' as 'EA'.

Lot / Serial Classes in the BYP browse

BYP Product must be associated with a Lot/Serial class with the below values. If these values are not set the application will show an error message and refer to the help page. The Help Page will have a section explaining the reason for these values.

Field	Field Type	Description
Tracking Method*	Check box	Track Serial Numbers include the following option along with a checkbox. <ul style="list-style-type: none"> Track Expiration Date Required for Dropship.
Assignment Method*	Drop- Down	You will have two options in the drop-down. <ul style="list-style-type: none"> When Received (Default) When used

Field	Field Type	Description
 Issue Method*	Drop- Down	You will have the following issue methods in the field. <ul style="list-style-type: none"> • FIFO (First in First Out) • LIFO (Last in First Out) • Sequential • Expiration • User-Enterable To generate the Issue method, you must select the [User-Enterable] .



The screenshot shows the 'Build Your Products' interface with the 'Lot/Serial Classes' configuration for 'BYP SDK - Build Your Product'. The configuration is as follows:

- Class ID:** BYPSDK
- Description:** Build Your Product
- Tracking Method:** Track Serial Numbers
- Assignment Method:** When Received
- Issue Method:** User-Enterable
- Auto-Incremental Value:** Auto-Generate Next Number (checked)
- Max. Auto-Generate Numbers:** 0

The 'Warehouse Defaults' section shows:

- Default Warehouse:** RETAIL - Retail Warehouse
- Default Issue From:** STORAGE - Storage and receiving
- Default Receipt To:** STORAGE - Storage and receiving

The 'Item Defaults' section shows:

- Item Status:** Active
- Item Class:** ALLOTHER - All Others
- Type:** Finished Good
- Valuation Method:** Average
- Tax Category:** EXEMPT - Exempt Tax Category
- Posting Class:** AOL - All Other Items
- Lot/Serial Class:** BYPSDK - Build Your Product
- Auto-Incremental Value:** 000010
- Country Of Origin:** (empty)

Enter the values for the Lot / Serial Class