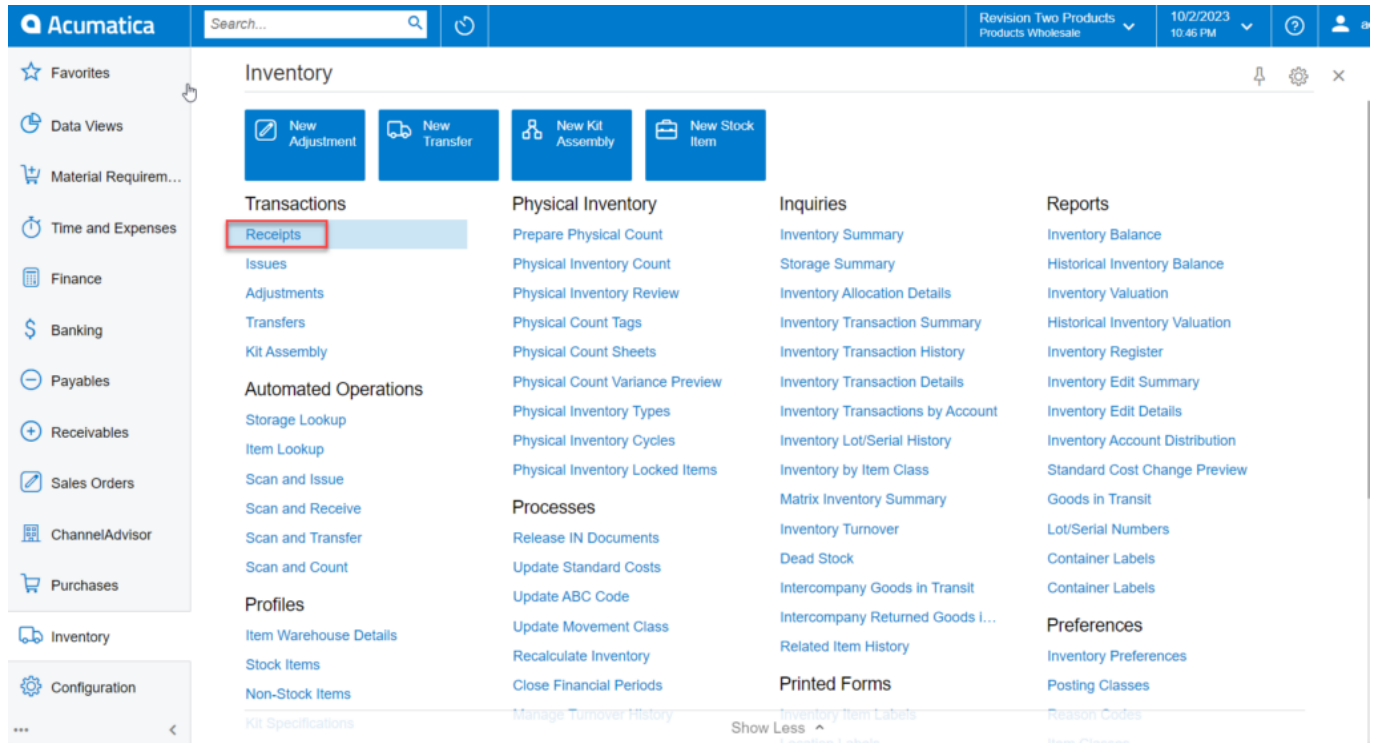


# Receipts

Once the order is successfully processed, Receipts for parents are automatically generated.

To access the Receipts, go to **[Inventory]** on the left panel and click on Inventory to select **[Receipts]** as shown below.



Receipts screen

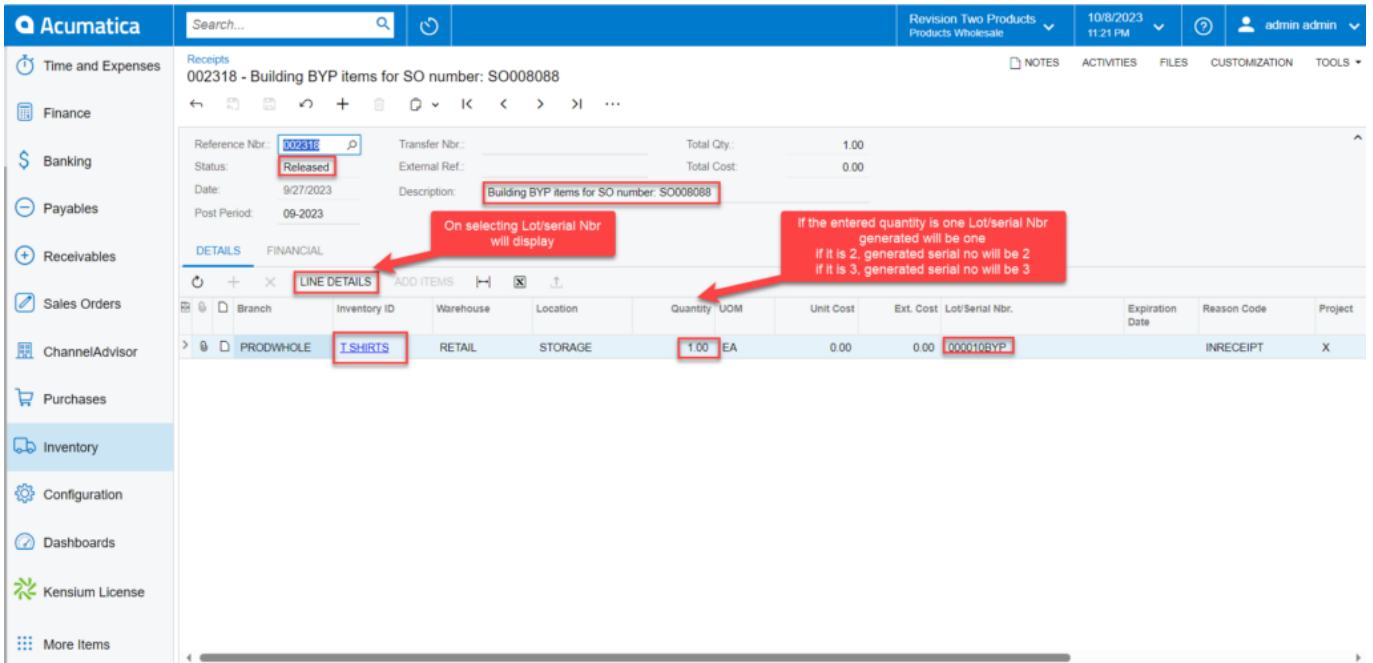
On Selecting the **[Receipts]**, the new screen will be displayed as shown below.

Acumatica	Search...		Revision Two Products Products Wholesale		10/8/2023 11:19 PM		admin admin		
Time and Expenses	Receipts								
Finance	Status: All   Date: All								
Banking	Document Type	Reference Nbr.	Status	Date	Post Period	Total Qty.	Total Cost	Batch Nbr.	Created On
Payables	Receipt	002322	Released	10/6/2023	10-2023	5.00	1,202.70	00009322	10/6/2023
Receivables	Receipt	002321	Released	10/6/2023	10-2023	1.00	0.00	00009321	10/6/2023
Sales Orders	Receipt	002320	Released	10/6/2023	10-2023	1.00	0.00	00009319	10/6/2023
ChannelAdvisor	Receipt	002319	Released	10/6/2023	10-2023	1,000.00	0.00	00009317	10/6/2023
Purchases	Receipt	002318	Released	9/27/2023	09-2023	1.00	0.00	00009316	9/27/2023
Inventory	Receipt	002317	Released	9/21/2023	09-2023	10.00	0.00	00009313	9/21/2023
Configuration	Receipt	002316	Released	9/21/2023	09-2023	10.00	0.00	00009312	9/21/2023
Dashboards	Receipt	002315	Released	9/20/2023	09-2023	1,000.00	0.00	00009311	9/20/2023
Kensium License	Receipt	002314	Released	9/19/2023	09-2023	20.00	0.00	00009310	9/19/2023
More Items	Receipt	002313	Released	9/19/2023	09-2023	1.00	0.00	00009308	9/19/2023
	Receipt	002312	Released	9/15/2023	09-2023	2.00	0.00	00009305	9/15/2023
	Receipt	002311	Released	9/15/2023	09-2023	90.00	0.00	00009303	9/15/2023
	Receipt	002310	Released	9/15/2023	09-2023	1.00	0.00	00009301	9/15/2023
	Receipt	002309	Released	9/15/2023	09-2023	1.00	0.00	00009298	9/15/2023
	Receipt	002308	Released	9/14/2023	09-2023	1.00	0.00	00009291	9/14/2023
	Receipt	002307	Released	9/14/2023	09-2023	1.00	0.00	00009289	9/14/2023
	Receipt	002306	Released	9/14/2023	09-2023	400.00	0.00	00009287	9/14/2023
	Receipt	002305	Released	9/13/2023	09-2023	1.00	0.00	00009286	9/13/2023
	Receipt	002304	Released	9/13/2023	09-2023	1.00	0.00	00009284	9/13/2023

Receipts screen

On Selecting [**Reference Nbr.**], the Receipts will automatically get generated for the parent item.

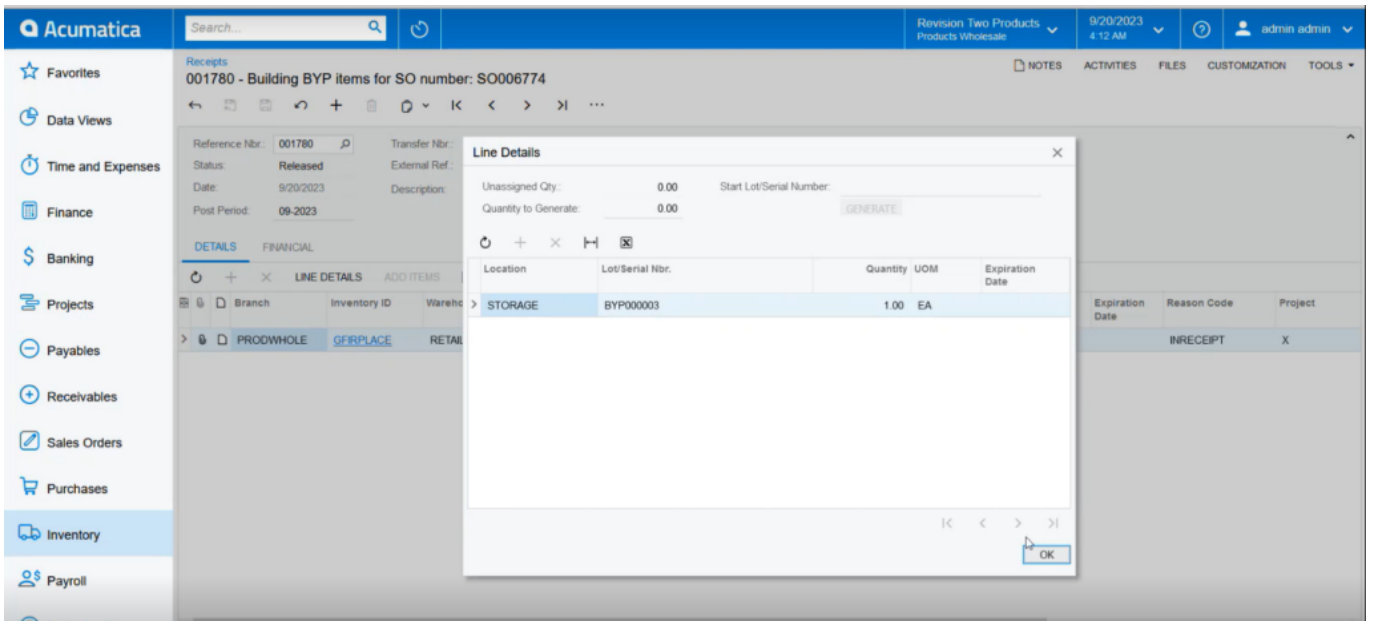
- The No. of lot/serial Nbr. generated will depend on the added quantity.



Acumatica Receipts screen showing details for Receipt 002318 - Building BYP items for SO number: SO008088. The interface includes a sidebar with navigation options like Time and Expenses, Finance, Banking, etc. The main area displays receipt information and a table of items. A 'LINE DETAILS' button is highlighted, and a callout box explains that selecting Lot/serial Nbr will display details. Another callout box states: 'If the entered quantity is one Lot/serial Nbr generated will be one. If it is 2, generated serial no will be 2. If it is 3, generated serial no will be 3'. The table shows one item: 'I SHIRTS' with a quantity of 1.00 and Lot/Serial Nbr '0000103YP'.

Branch	Inventory ID	Warehouse	Location	Quantity	UOM	Unit Cost	Ext. Cost	Lot/Serial Nbr.	Expiration Date	Reason Code	Project
PRODWHOLE	I SHIRTS	RETAIL	STORAGE	1.00	EA	0.00	0.00	0000103YP		INRECEIPT	X

Receipts screen



Acumatica Receipts screen showing details for Receipt 001780 - Building BYP items for SO number: SO006774. A 'Line Details' dialog box is open, displaying 'Unassigned Qty: 0.00' and 'Quantity to Generate: 0.00'. The dialog box also shows a table with one item: 'STORAGE' with Lot/Serial Nbr 'BYP000003' and a quantity of 1.00 EA. The dialog box has an 'OK' button at the bottom right.

Location	Lot/Serial Nbr.	Quantity	UOM	Expiration Date
STORAGE	BYP000003	1.00	EA	

Line Details with Lot/serial Nbr.