
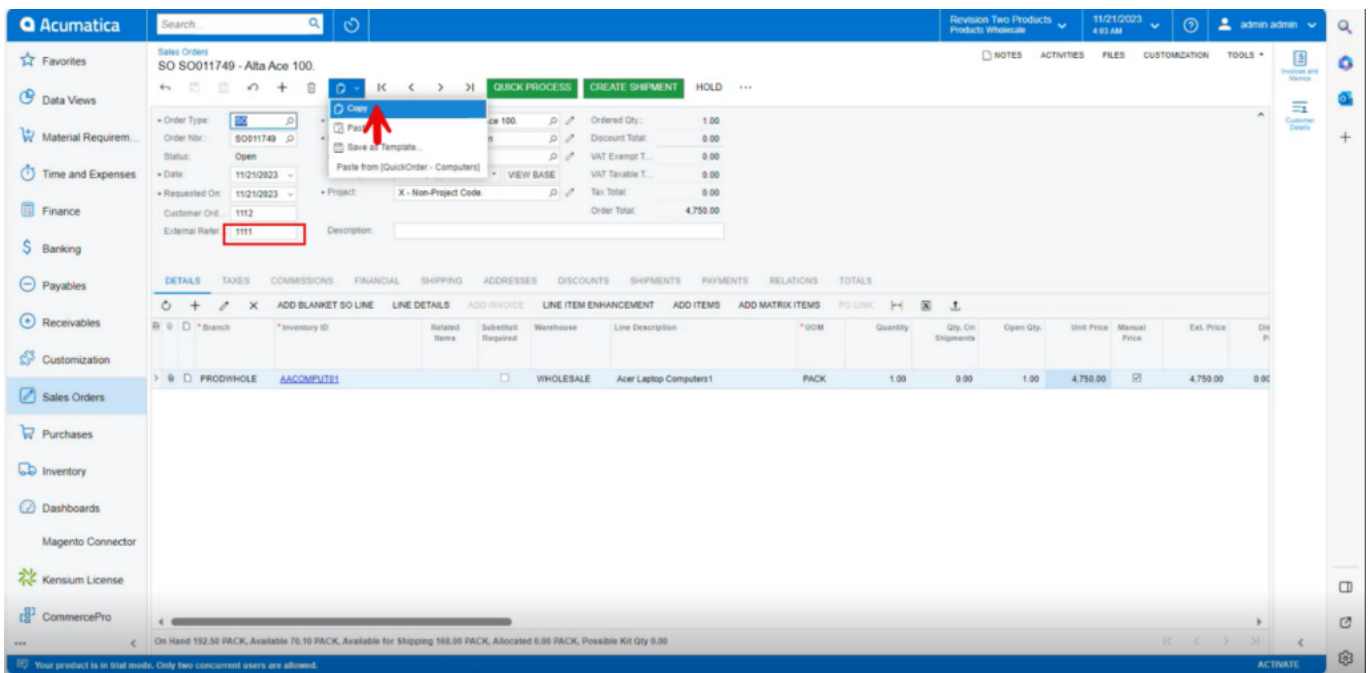



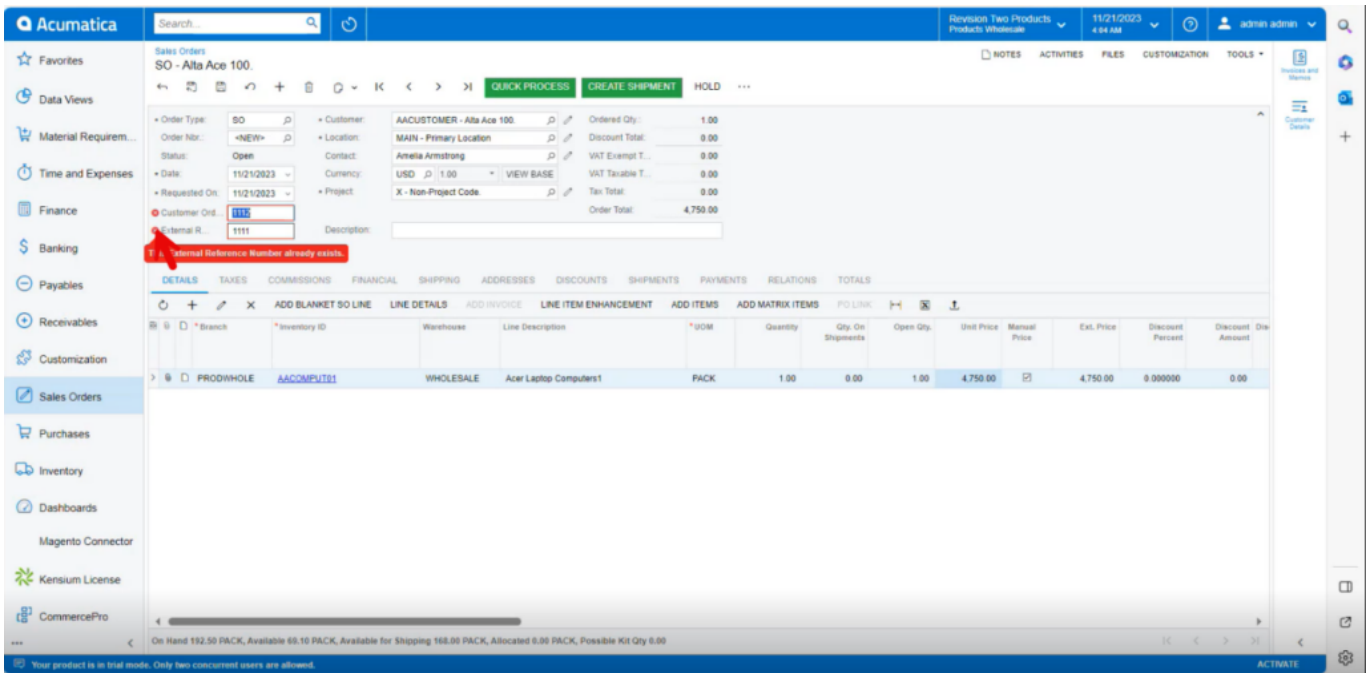
Unique External Reference Number

- 
1. You must provide a unique reference number for two separate sales orders. when you enable this unique external reference number.
 2. You will receive a validation here if we provide the same customer [External Refer].



Order 1

1. By using the same External Refer, create a
 2nd order, you will get an error in the sales orders.



The screenshot displays the Acumatica CommercePro interface for a sales order. The top navigation bar includes the Acumatica logo, a search bar, and user information. The left sidebar lists various modules like Favorites, Data Views, Material Requirements, Time and Expenses, Finance, Banking, Payables, Receivables, Customization, Sales Orders, Purchases, Inventory, Dashboards, Magento Connector, Kensium License, and CommercePro. The main area shows the 'Sales Orders' section for 'SO - Alta Ace 100'. The order details include fields for Order Type (SO), Order Number (<NEW>), Status (Open), Date (11/21/2023), Requested On (11/21/2023), Customer (AACUSTOMER - Alta Ace 100), Location (MAIN - Primary Location), Contact (Amelia Armstrong), Currency (USD), Project (X - Non-Project Code), and Order Total (4,750.00). A red error message is visible: 'External Reference Number already exists.' The bottom section shows a table with one line item: 'PRODWHOLE A4COMPUT1 WHOLESALE Acer Laptop Computers1 PACK 1.00 0.00 1.00 4,750.00 4,750.00 0.000000 0.00'.

Order 2

Note: You may assign the same External Refer for two different sales orders numbers when you disable the check box on the CommercePro management page.