


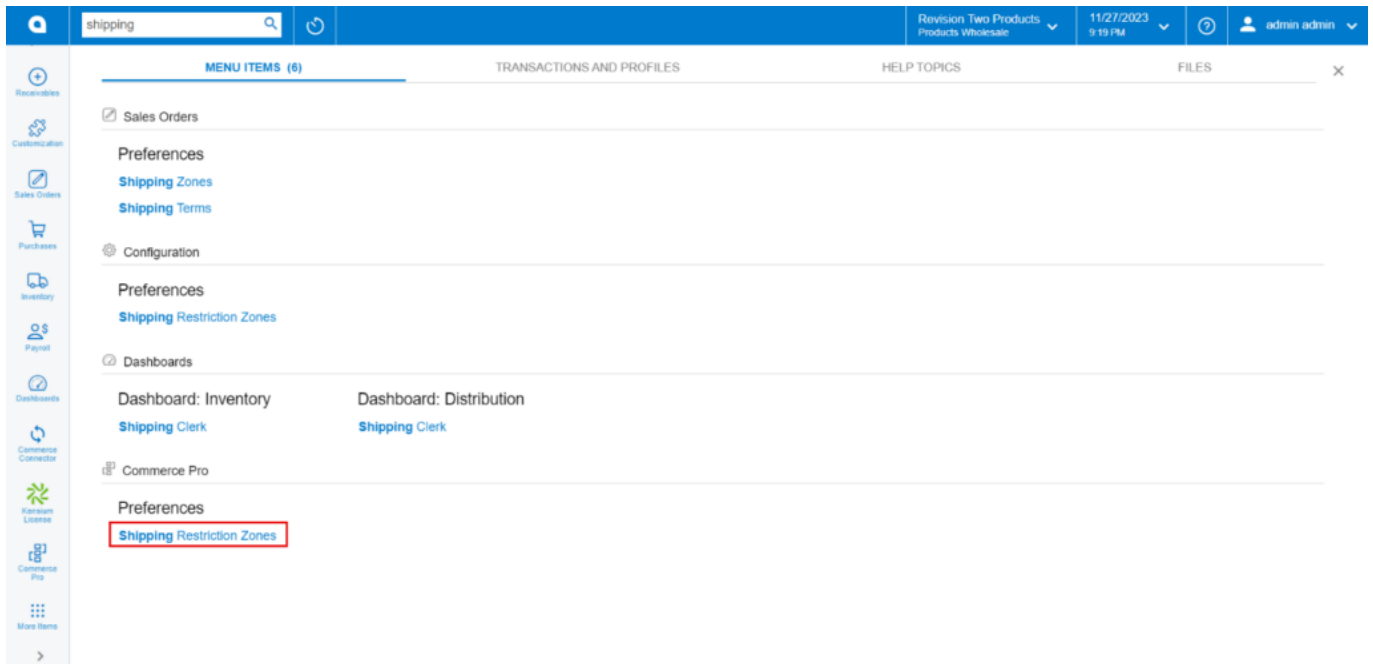
Shipping Restrictions Zones

 Stay in compliance with regulations and laws by configuring Acumatica to apply restriction zones when shipping stock items on locations, item class, and inventory item.

- To access **[Shipping Restrictions Zones]**, you must enable the check box for **[Shipping Restrictions Zones]**, under CommercePro Features.
- Click on **[Save]**.

The Impacted areas for Collect and then ship is below.

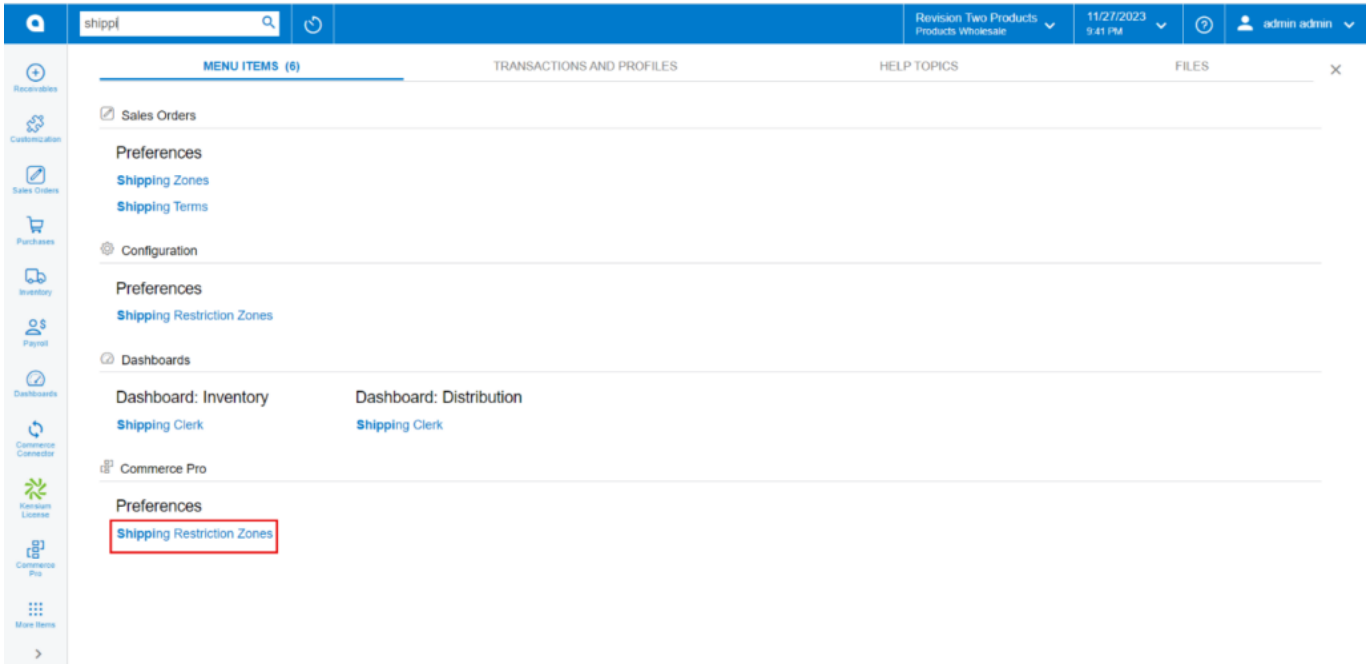
- Shipping Restrictions
- Sales order
- Process order



The screenshot shows the Acumatica CommercePro interface. The top navigation bar includes a search bar with 'shipping' entered, and tabs for 'MENU ITEMS (6)', 'TRANSACTIONS AND PROFILES', 'HELP TOPICS', and 'FILES'. The left sidebar contains various icons for navigation. The main content area is divided into sections: 'Sales Orders', 'Configuration', 'Dashboards', and 'Commerce Pro'. Under 'Sales Orders', there is a 'Preferences' section with 'Shipping Zones' and 'Shipping Terms'. Under 'Configuration', there is a 'Preferences' section with 'Shipping Restriction Zones'. Under 'Dashboards', there are 'Dashboard: Inventory' and 'Dashboard: Distribution' sections, each with a 'Shipping Clerk' link. Under 'Commerce Pro', there is a 'Preferences' section with 'Shipping Restriction Zones' highlighted by a red box.

CommercePro

- You need to search for Shipping Restrictions Zone in the global search bar.



The screenshot shows the Kensium CommercePro interface. The top navigation bar includes a search bar with 'shipp' entered, a refresh icon, and user information for 'admin admin'. The main content area is divided into four tabs: 'MENU ITEMS (6)', 'TRANSACTIONS AND PROFILES', 'HELP TOPICS', and 'FILES'. The 'MENU ITEMS (6)' tab is active, displaying a list of menu items. The left sidebar contains icons for various features: Receivables, Customization, Sales Orders, Purchases, Inventory, Payroll, Dashboards, Commerce Connector, Kensium License, Commerce Pro, and More Items. The 'Shipping Restrictions Zones' option is highlighted in the 'Configuration' section of the menu items.

Shipping Restrictions Zones

- Click on **[+]** icon.
- You need to create or search for **[Zone ID]**.
- You can provide **[Description]**.
- You need to select **[Restriction Rule]** from the drop-down
- Select **[Order Types]** from the drop-down.

Search...

Revision Two Products
Products Wholesale

11/27/2023
9:44 PM

admin admin

Shipping Restriction Zones

NOTES FILES CUSTOMIZATION TOOLS

Zone ID: DEMO

Restriction Rule: Do not allow the zones below

Description: DEMO

Sales Order Types: SO - Sales Order

Set Sales Order status to hold

Restriction Addresses

Applicable Ship Via Codes

CountryID	State	Postal Code
US	CALIFORNIA	

Ship Via	Description
LOCAL	Local Delivery Service

Applicable Item Classes

Applicable Inventory Items

Item Class	Description

Inventory Item	Description

Shipping Restrictions Zones (1)