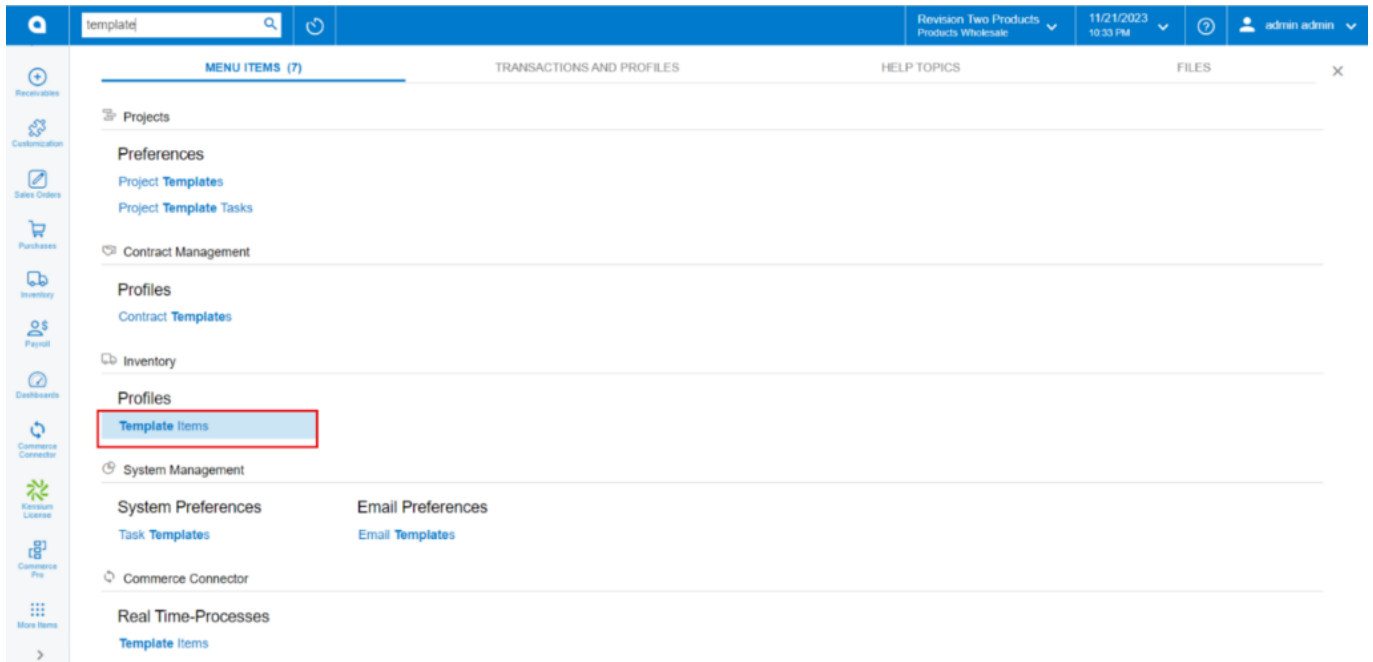


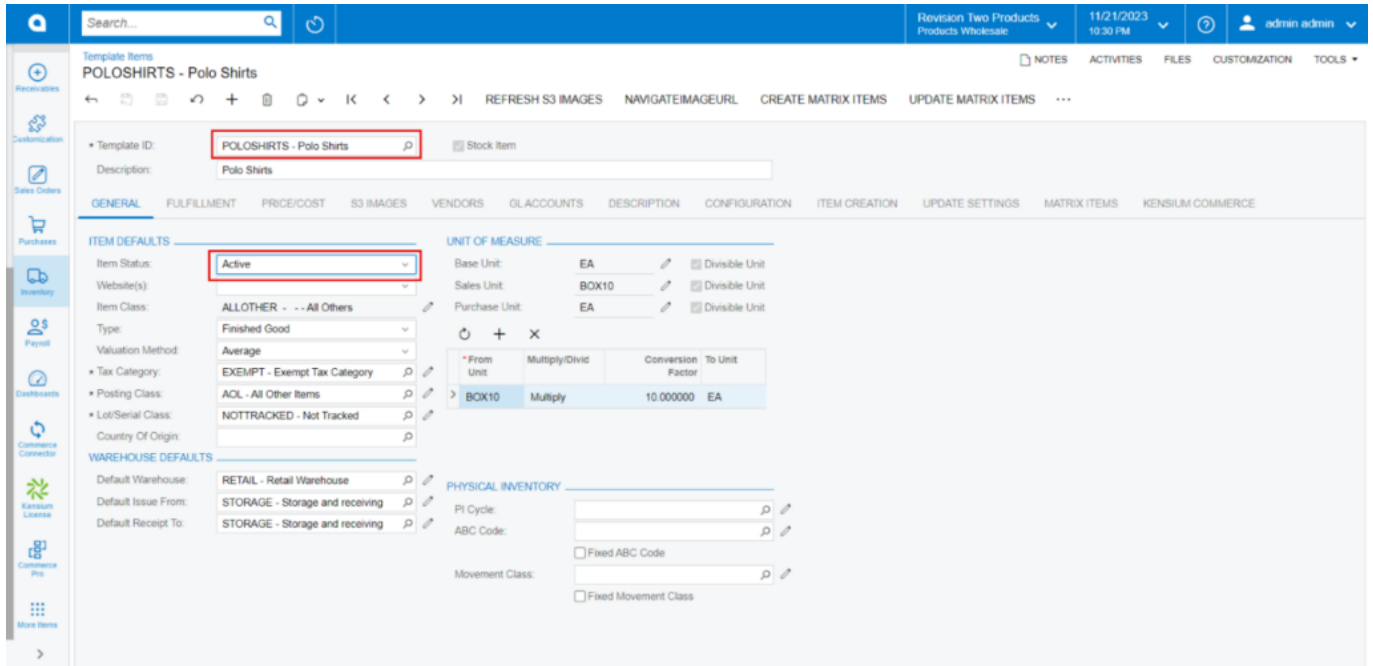
Template Items

- ✖ You need to search for **[Template Items]** in the Global search bar.



Template Items

- Click on the **[+]** icon, then you will be redirected to the stock items screen.
- You need to create an **[Inventory ID]**.
- Select the Item status as **[Active]** from the drop-down.
- You can add the **[Description]**.
- Enter the default price in **[Price/Cost]**.
- Click on **[Save]**.



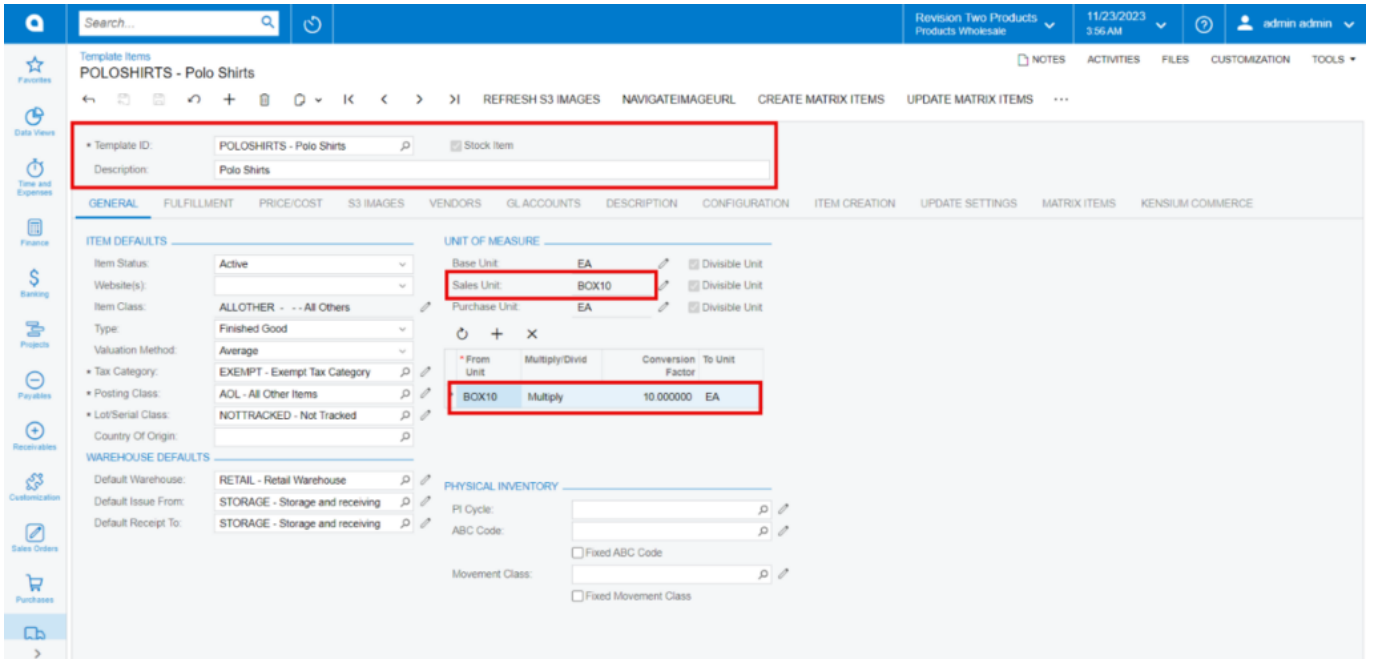
The screenshot displays the 'Template Items' configuration page for 'POLOSHIRTS - Polo Shirts'. The 'Item Status' is set to 'Active'. The 'Unit of Measure' section shows 'From Unit' as 'BOX10', 'Multiply/Divide' as 'Multiply', and 'Conversion Factor' as '10.00000'. The 'To Unit' is 'EA'. The 'Physical Inventory' section includes 'PI Cycle', 'ABC Code', and 'Movement Class' options.

Template Items

Multiply

- You can view the **[UOM price]** in the **[Price/cost]** tab.

Calculation: Default Price* Conversion Factor for Multiply.



Template Items
POLOSHIRTS - Polo Shirts

Template ID: POLOSHIRTS - Polo Shirts [edit] [Stock Item]
Description: Polo Shirts

GENERAL FULFILLMENT PRICE/COST S3 IMAGES VENDORS GLACCOUNTS DESCRIPTION CONFIGURATION ITEM CREATION UPDATE SETTINGS MATRIX ITEMS KENSUM COMMERCE

ITEM DEFAULTS

Item Status: Active [edit]
Website(s): [edit]
Item Class: ALLOTHER - All Others [edit]
Type: Finished Good [edit]
Valuation Method: Average [edit]
Tax Category: EXEMPT - Exempt Tax Category [edit]
Posting Class: AOL - All Other Items [edit]
Lot/Serial Class: NOTTRACKED - Not Tracked [edit]
Country Of Origin: [edit]

UNIT OF MEASURE

Base Unit: EA [edit] [Divisible Unit]
Sales Unit: BOX10 [edit] [Divisible Unit]
Purchase Unit: EA [edit] [Divisible Unit]

From Unit	Multiply/Divid	Conversion Factor	To Unit
BOX10	Multiply	10 000000	EA

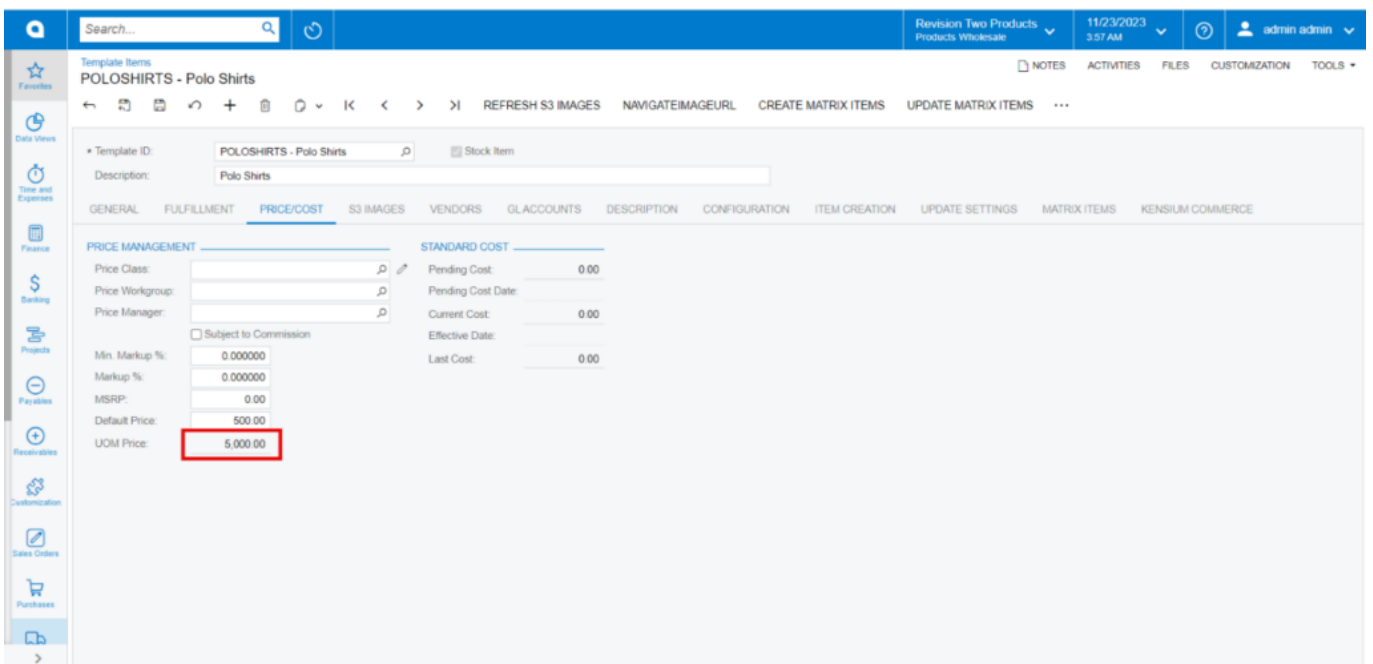
WAREHOUSE DEFAULTS

Default Warehouse: RETAIL - Retail Warehouse [edit]
Default Issue From: STORAGE - Storage and receiving [edit]
Default Receipt To: STORAGE - Storage and receiving [edit]

PHYSICAL INVENTORY

PI Cycle: [edit]
ABC Code: [edit]
Movement Class: [edit]
 Fixed ABC Code
 Fixed Movement Class

Stock Items



Template Items
POLOSHIRTS - Polo Shirts

Template ID: POLOSHIRTS - Polo Shirts [edit] [Stock Item]
Description: Polo Shirts

GENERAL FULFILLMENT PRICE/COST S3 IMAGES VENDORS GLACCOUNTS DESCRIPTION CONFIGURATION ITEM CREATION UPDATE SETTINGS MATRIX ITEMS KENSUM COMMERCE

PRICE MANAGEMENT

Price Class: [edit]
Price Workgroup: [edit]
Price Manager: [edit]
 Subject to Commission

Min Markup %: 0.000000
Markup %: 0.000000
MSRP: 0.00
Default Price: 500.00
UOM Price: 5,000.00

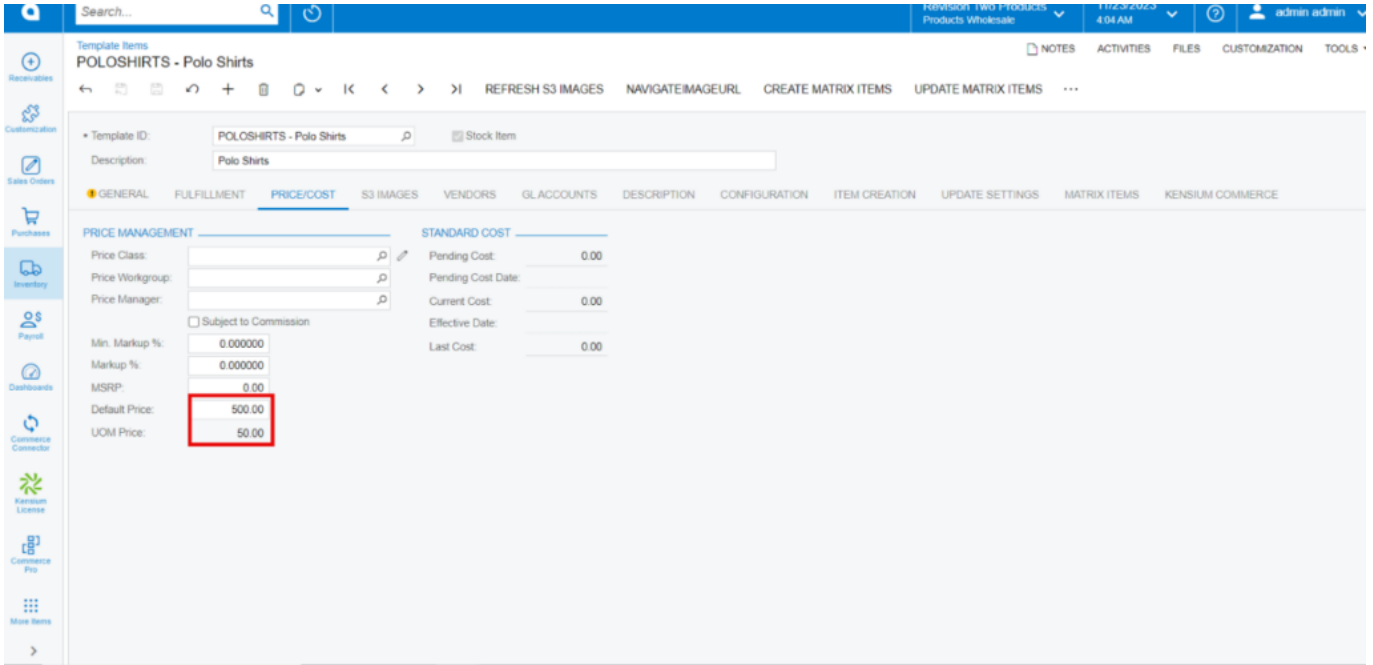
STANDARD COST

Pending Cost: 0.00
Pending Cost Date: [edit]
Current Cost: 0.00
Effective Date: [edit]
Last Cost: 0.00

Multiply

Divide

Calculation: Default Price/ Conversion Factor for Divide.



The screenshot displays the 'PRICE/COST' configuration page for a 'POLOSHIRTS - Polo Shirts' item. The interface includes a search bar at the top, a navigation menu on the left, and a main content area with several tabs: GENERAL, FULFILLMENT, PRICE/COST (selected), S3 IMAGES, VENDORS, GL ACCOUNTS, DESCRIPTION, CONFIGURATION, ITEM CREATION, UPDATE SETTINGS, MATRIX ITEMS, and KENSIUM COMMERCE. The 'PRICE MANAGEMENT' section contains the following fields:

PRICE MANAGEMENT	STANDARD COST
Price Class: [dropdown]	Pending Cost: 0.00
Price Workgroup: [dropdown]	Pending Cost Date: [dropdown]
Price Manager: [dropdown]	Current Cost: 0.00
<input type="checkbox"/> Subject to Commission	Effective Date: [dropdown]
Min. Markup %: 0.000000	Last Cost: 0.00
Markup %: 0.000000	
MSRP: 0.00	
Default Price: 500.00	
UCM Price: 50.00	

Divide