


# Tenants



Menu: 








Feature: 
















Editions: 



- 
- 
- 
- 
- 

## a) Create Tenant



- 
  - 
  - 
    - 
    - 
    -  
  - 
    - 
- 
  - 
- 
  - 



KENSIUM  
POS



Sage

- lv
  - o Ph
  - lv
- M
  - o Ph
  - lv
  - o Ph
  - o Ph
  - o Ph
  - o Ph
- R
  - o B D
  - o D
  - o D
- P
  - o B D
- W
  - o h
- G
  - o G
  - h
  - o Ph
  - h



- B E H
- G
- Ph
- h
- B lv

### b) Setup Tenant

h



KENSIUM

POS ⇌

Sage

• **Account**



- **Account**
- **Account**
- **Account**
- **Account**

• **Account**

- **Account**
- **Account**
- **Account**

• **Account**

- **Account**
- **Account**
- **Account**

• **Account**

- **Account**

• **Account**

- **Account**
- **Account**

**Account**

**Account**

**Account**

**c) Continue Tenant Configuration**

**Account**

**Account** [Sage](#)