



Download Software


 The KensiumWMS software can be installed from the Google Play store. You can click on the link below or search for the application in the store.

Like to Google Play store: <https://play.google.com/store/apps/details?id=com.fusionrms.wms.app>.




Once the link is opened in the browser of the Android device, just click on the install button and the WMS application will be installed on the device.

The second way to install the Kensium WMS for Android is using the Google Play store app. Most of the Android devices have the Google Play store installed.



The user opens the Play Store app on the Android device and searches for the application by typing “Kensium WMS” in the search field of the Apple store. After the WMS Android app is found, just press the install button and Kensium WMS is installed. (See images below).





KENSIUM
WMS



Fusion WMS

Fusion Software LLC

E Everyone

INSTALL




Productivity



Similar

Advanced Inventory management system
designed for Retail's multi-location.

[READ MORE](#)





KENSIUM
WMS

