
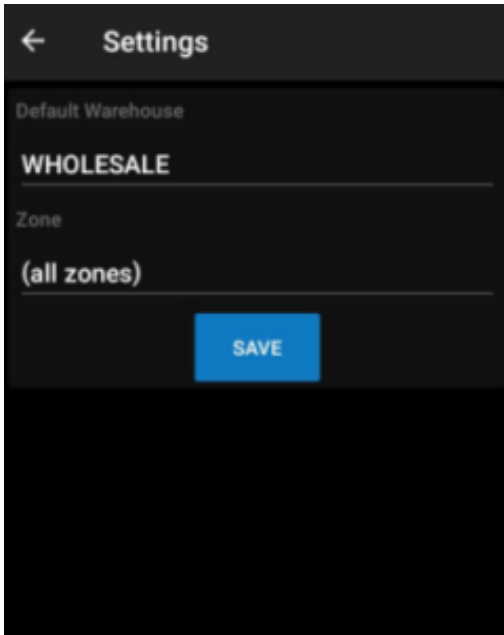


# Settings

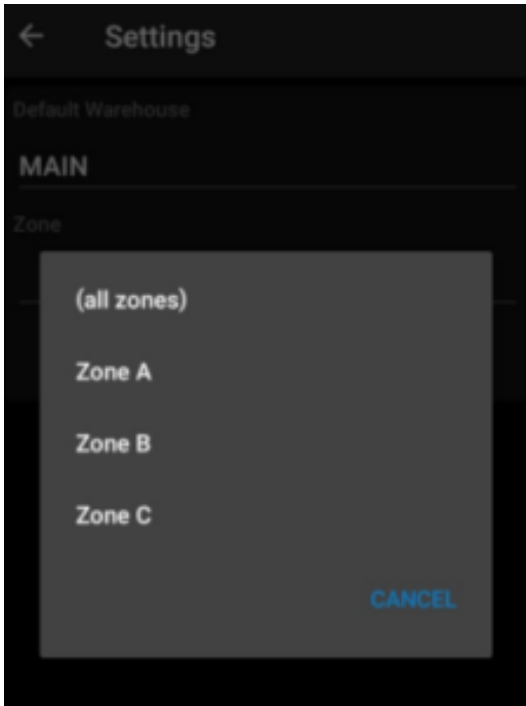
 In this screen the user will be able to enter the default warehouse to be used for all the features of the app, user should press the save button to update the default warehouse. Additionally, there is a new field called Zone, in which the user can pick the items of a shipment order by zone, zone is a feature which can be used or shown only for WMS Advanced License Only.



Settings



KENSIUM  
WMS



Select Zone