
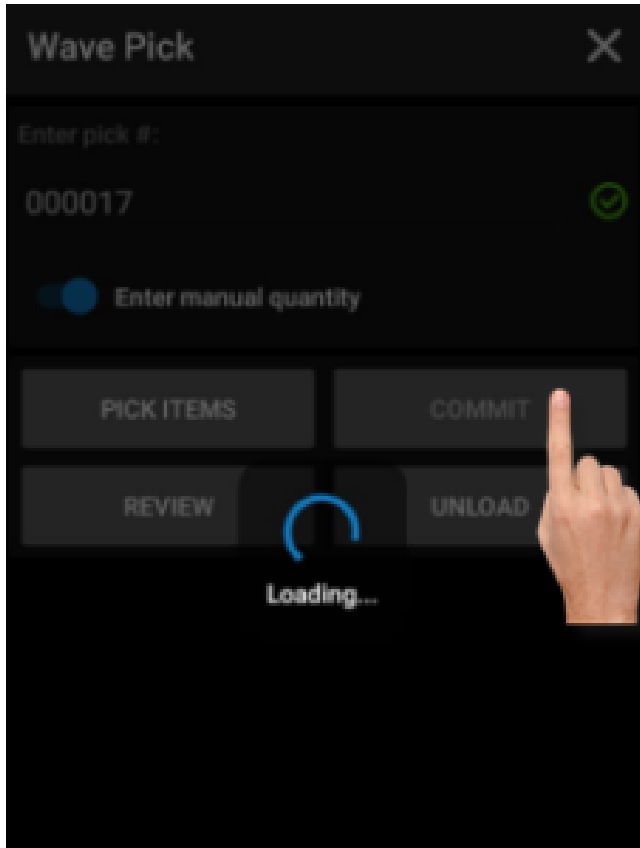


## Commit Pick

 The commit button has the functionality to send the current transactions of the wave pick to Acumatica, this button will be enabled if we already had picked at least one item.



Commit Button

After the commit is successful, we can see the transactions done in Acumatica, in the wave pick screen, the status will be changed to completed if all the items within the wave pick were all already picked, otherwise, it can be updated as a partial pick.

Purchase Requisitions

Wave Picks

Search

Go to Last Record

PickList Nbr: 000017

Pick Status: Complete

Hold

Completed


SHIPMENTS PICK LINES

ADD SHIPMENT

Shipment Nbr
100792
100793

Status in Acumatica

for each shipment within the wake pick, the To Bin field will be updated to the default ship bin of the warehouse



**ACTIONS** • **REPORTS** •

---

Shipment Nbr.: 100723 P

Type: Shipment

Status: Open ☐ Hold

Operation: Issue

• Shipment Date: 12/26/2018

Customer: C000001 - DALLAS CASH CUSTOMER

Location: MAIN

Warehouse ID: MAIN - Main Warehouse


Order Priority: 3 - Standard

Workgroup:


Owner:

DOCUMENT DETAILS
ORDERS
SHIPPING SETTINGS
PACKAGES

---



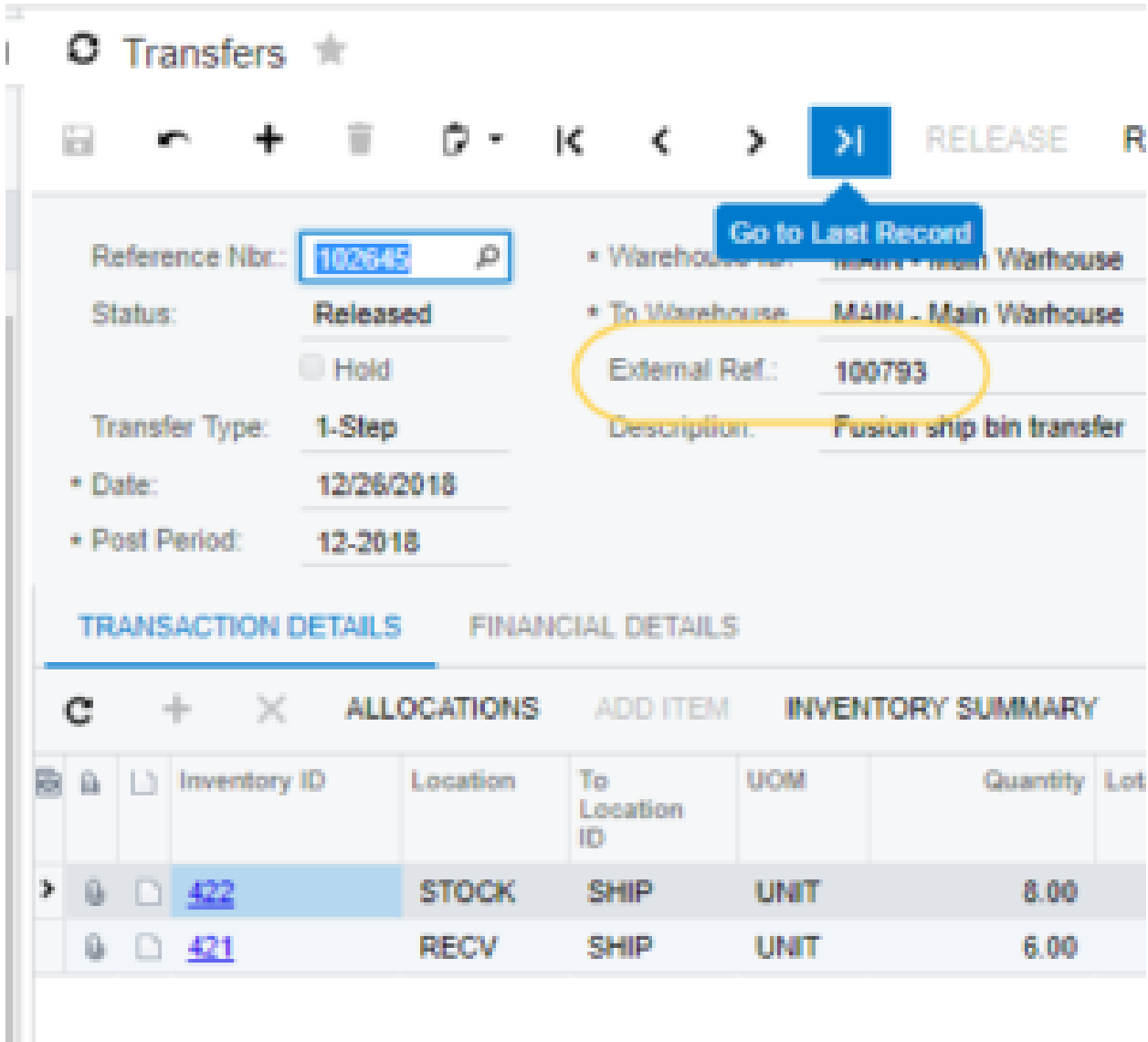
**ALLOCATIONS**   **ADD ORDER**   **INVENTORY SUMMARY**



<	>	<	>	Order Type	Order Nbr.	Inventory ID	Warehouse	Location	UOM
<	>	<	>	SO	105121	<a href="#">421</a>	MAIN	SHIP	UNIT
<	>	<	>	SO	105121	<a href="#">422</a>	MAIN	SHIP	UNIT

### Acumatica Shipment(s)

Additionally, will be created in Acumatica the transfers for each shipment: we can see the external ref. field as a reference for the shipment which has been picked



Acumatica Transfer(s)