
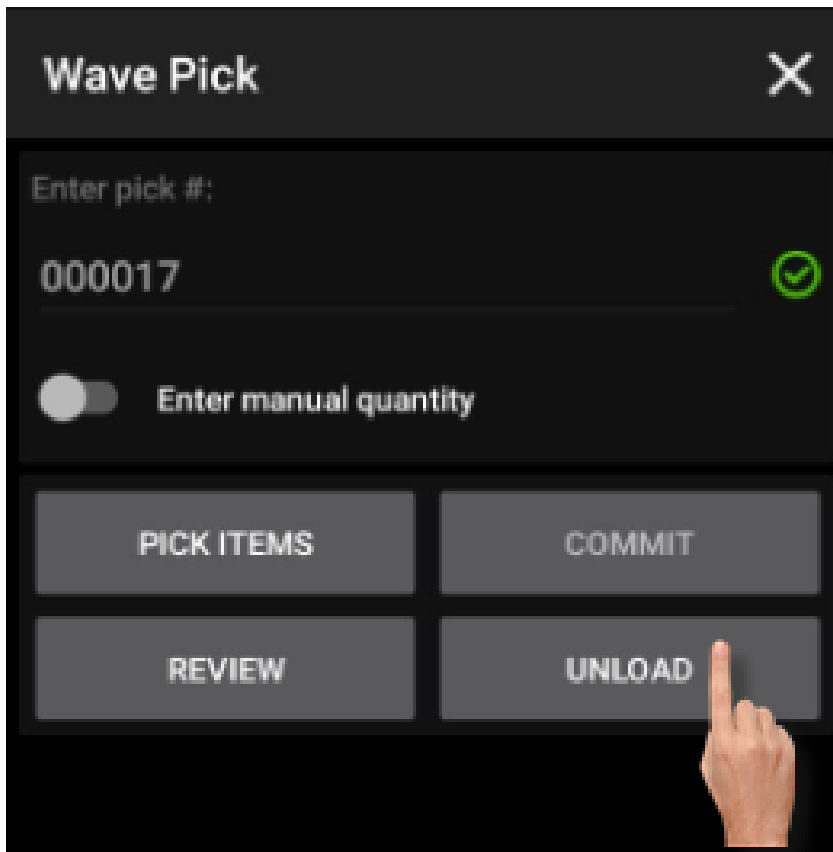


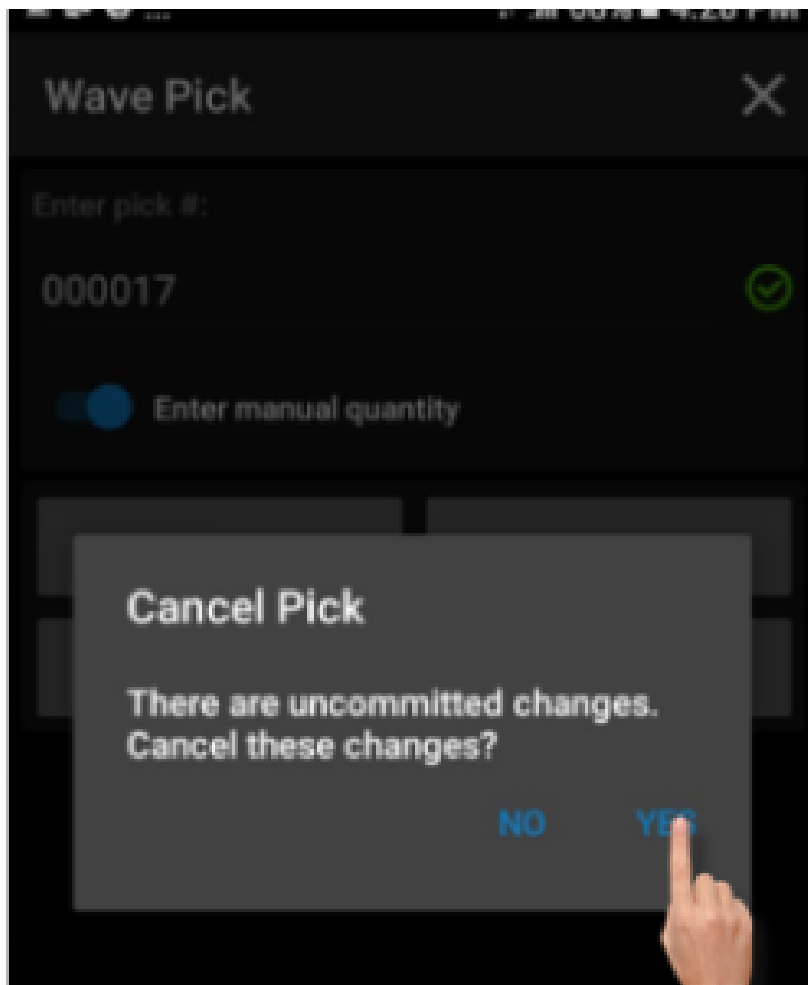
## Unload Pick

 The user will be able to press unload button in case wants to process another wave pick or just to cancel the current wave pick, if there are some items already picked the system will ask the user to confirm, if the user press YES, we can return to the point



The screenshot shows a mobile application interface titled "Wave Pick" with a close button (X) in the top right corner. Below the title, there is a text input field labeled "Enter pick #:" containing the value "000017". To the right of the input field is a green checkmark icon. Below the input field is a toggle switch labeled "Enter manual quantity", which is currently turned off. At the bottom of the screen, there are four buttons arranged in a 2x2 grid: "PICK ITEMS", "COMMIT", "REVIEW", and "UNLOAD". A hand is shown pressing the "UNLOAD" button.

Unload Wave Pick



Confirm Unload