




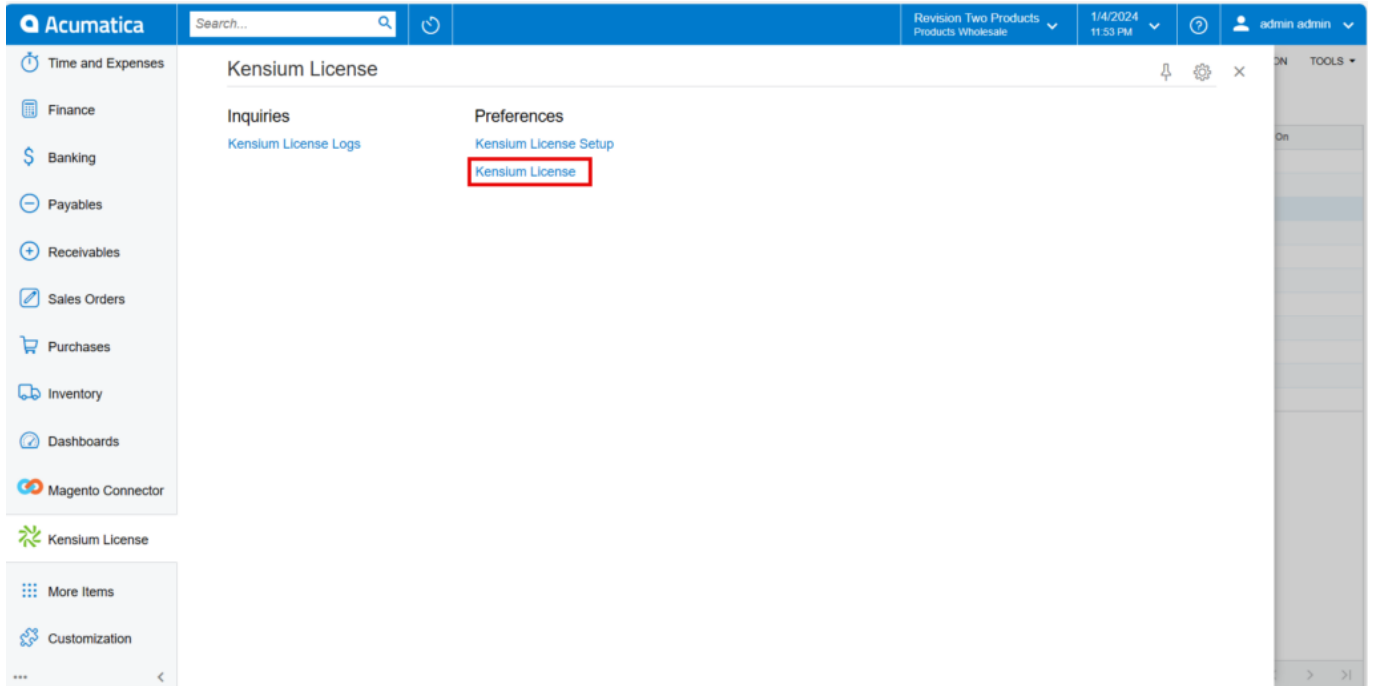


Kensium License

-  [Kensium License Setup],  [Kensium License] 
[Preferences],  [Kensium License] 



The screenshot shows the Acumatica software interface. The top navigation bar includes the Acumatica logo, a search bar, and user information (Revision Two Products, Products Wholesale, 1/4/2024, 11:53 PM, admin admin). The left sidebar contains various menu items: Time and Expenses, Finance, Banking, Payables, Receivables, Sales Orders, Purchases, Inventory, Dashboards, Magento Connector, and Kensium License. The Kensium License menu item is expanded, showing sub-items: Inquiries (Kensium License Logs) and Preferences (Kensium License Setup, Kensium License). The 'Kensium License' link under Preferences is highlighted with a red box.





KENSIUM

PayPal Invoicing

Acumatica Revision Two Products Products Wholesale 9/7/2023 1:35 AM admin admin

Kensium License CUSTOMIZATION TOOLS

REQUEST LICENSE ACTIVATE LICENSE **UPGRADE LICENSE** REFRESH PRODUCTS

CLEAR LICENSE

Product Name	Status	License Key	Effective Date	Expiry
No records found.				

Navigation: < > << >>

6