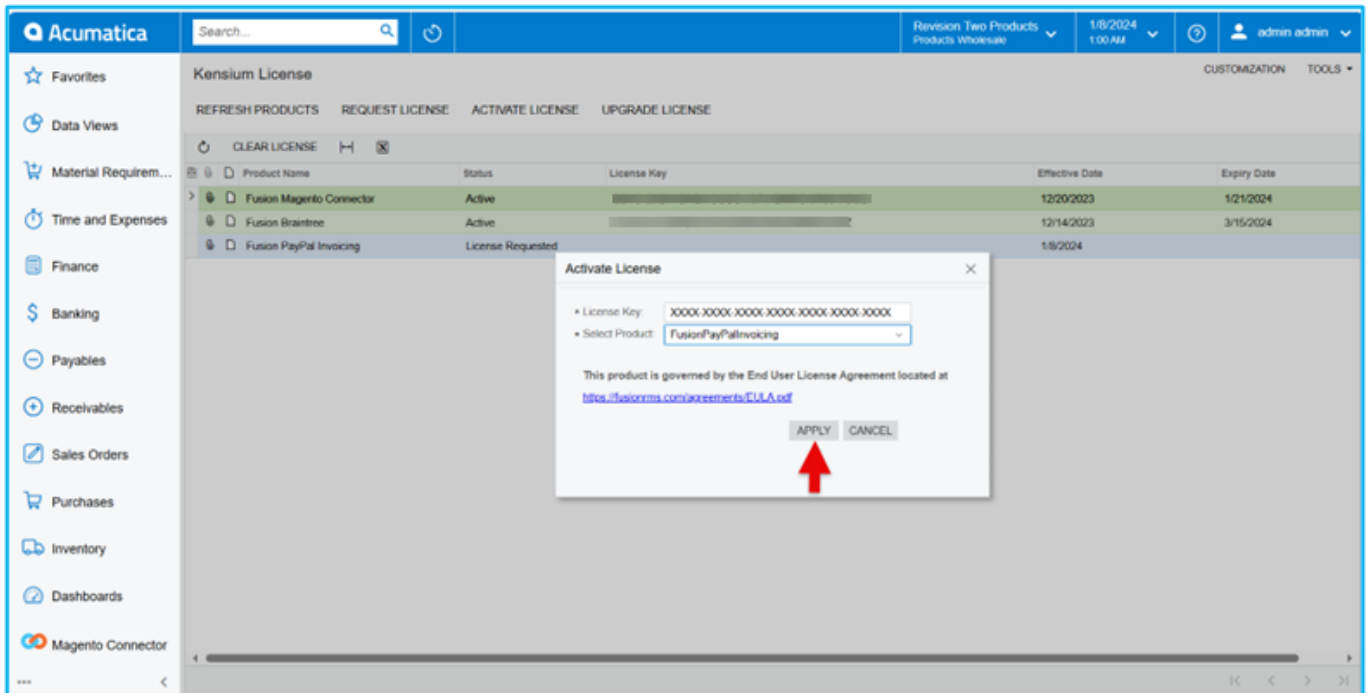


Activate License

- ✖ Upon clicking on **[Activate License]** a pop-up will appear on the screen.
- You must **[Copy]** the License key URL from the Mail and paste the URL in the **[License Key]** Field.
- Select the **[Product]** from the drop-down menu.



Activate License

- You need to Click on **[Apply]** to activate the Rithum Connector license on the Acumatica instance.

For any further queries, feel free to reach out to our support team by raising a ticket at the link - ["https://kensium.atlassian.net/servicedesk/customer/portal/95/group/128/create/1223"](https://kensium.atlassian.net/servicedesk/customer/portal/95/group/128/create/1223).

Note: Along with your Email ID ensure to add the Email ID of the POC you would like to involve in assisting you through the License generation process to keep them in the loop.

- The Green color indicates that the License is **[Active]**.

Kensium License

REFRESH PRODUCTS REQUEST LICENSE ACTIVATE LICENSE UPGRADE LICENSE

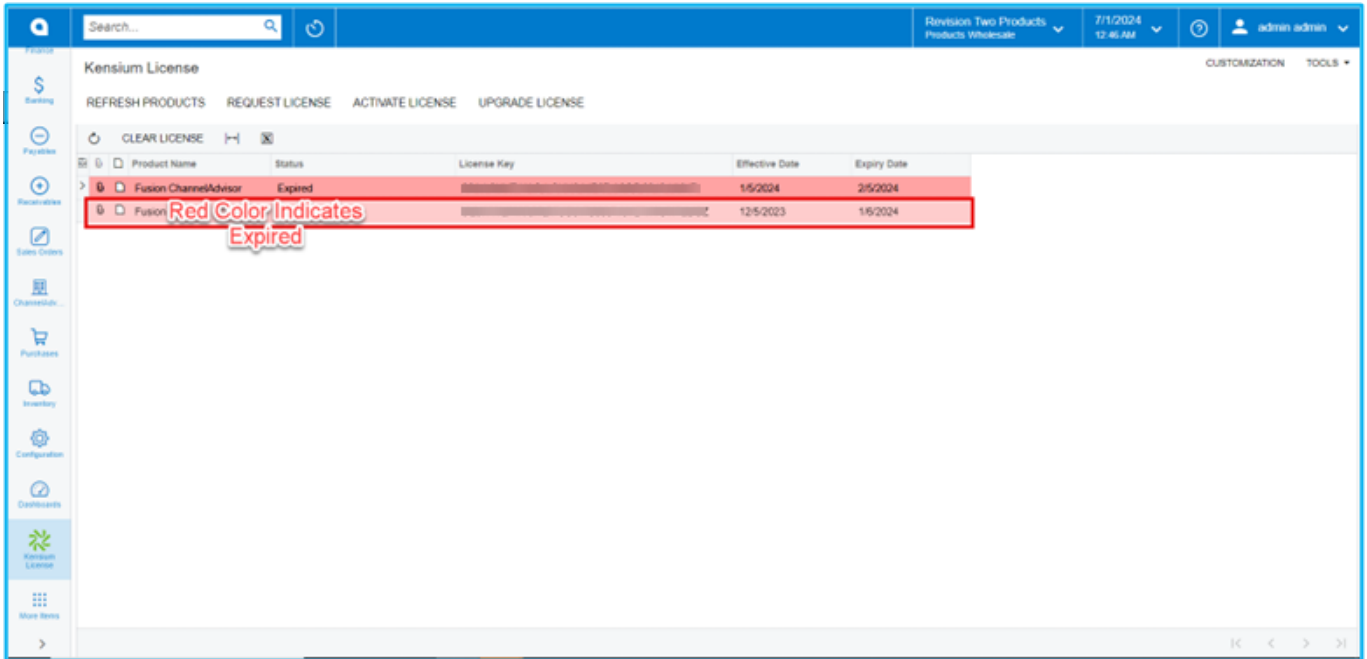
CLEAR LICENSE

Product Name	Status	License Key	Effective Date	Expiry Date
Fusion ChannelAdvisor	Active	@pwwpp@fuzion@cuppsas@fuzion@pwwpp@	1/5/2024	2/5/2024
Fusion	Expired		12/5/2023	1/5/2024

Green Color Indicates Active

Active

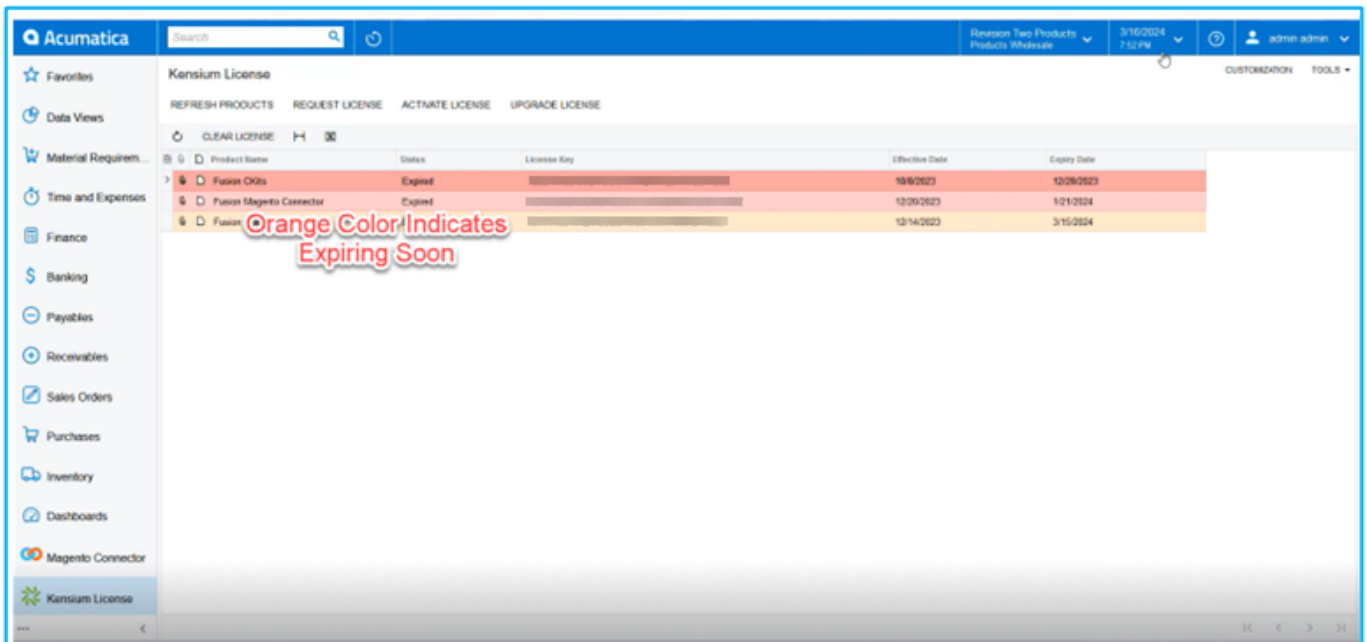
- The Red color indicates that the license is **[Expired]**.



Product Name	Status	License Key	Effective Date	Expiry Date
Fusion ChannelAdvisor	Expired		1/5/2024	2/5/2024
Fusion	Expired		12/5/2023	1/5/2024

Expired

- The Orange Color indicates **[Expiring Soon]**.



Product Name	Status	License Key	Effective Date	Expiry Date
Fusion OKs	Expired		11/9/2023	12/28/2023
Fusion Magento Connector	Expired		12/20/2023	1/21/2024
Fusion	Expiring Soon		12/14/2023	3/15/2024



Expiring Soon

