
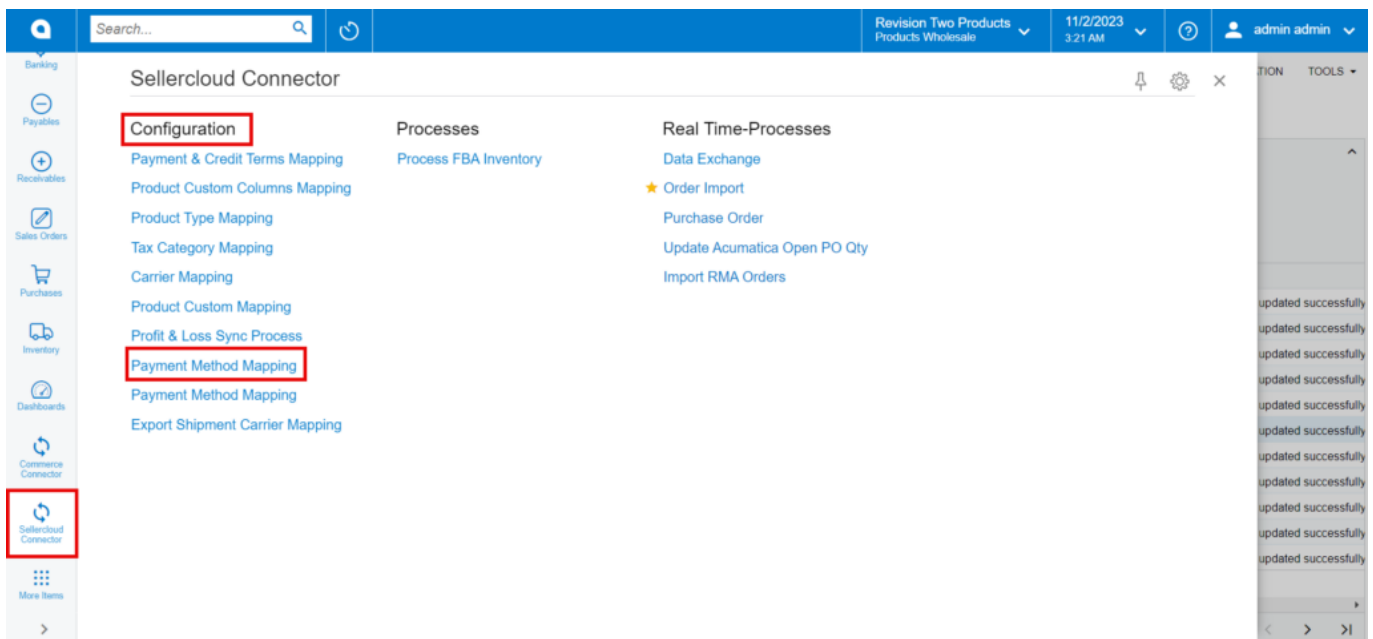


# Payment Method Mapping

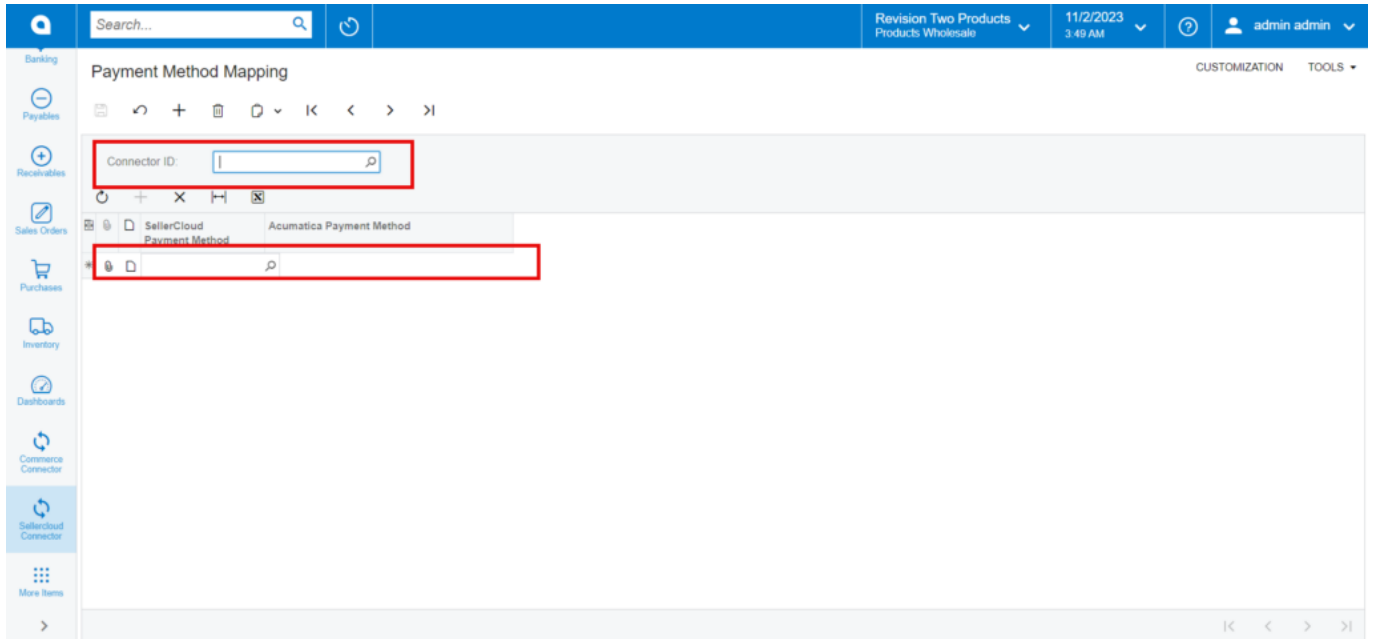
 Payment methods in Acumatica must be mapped with payment methods in SellerCloud Connector. The purpose of this is to ensure payments are processed and settled properly from Acumatica to SellerCloud Connector.

To access **[Payment Method Mapping]**, you need to click on **[payment Method mapping]** under **[configuration]**.



payment Method Mapping

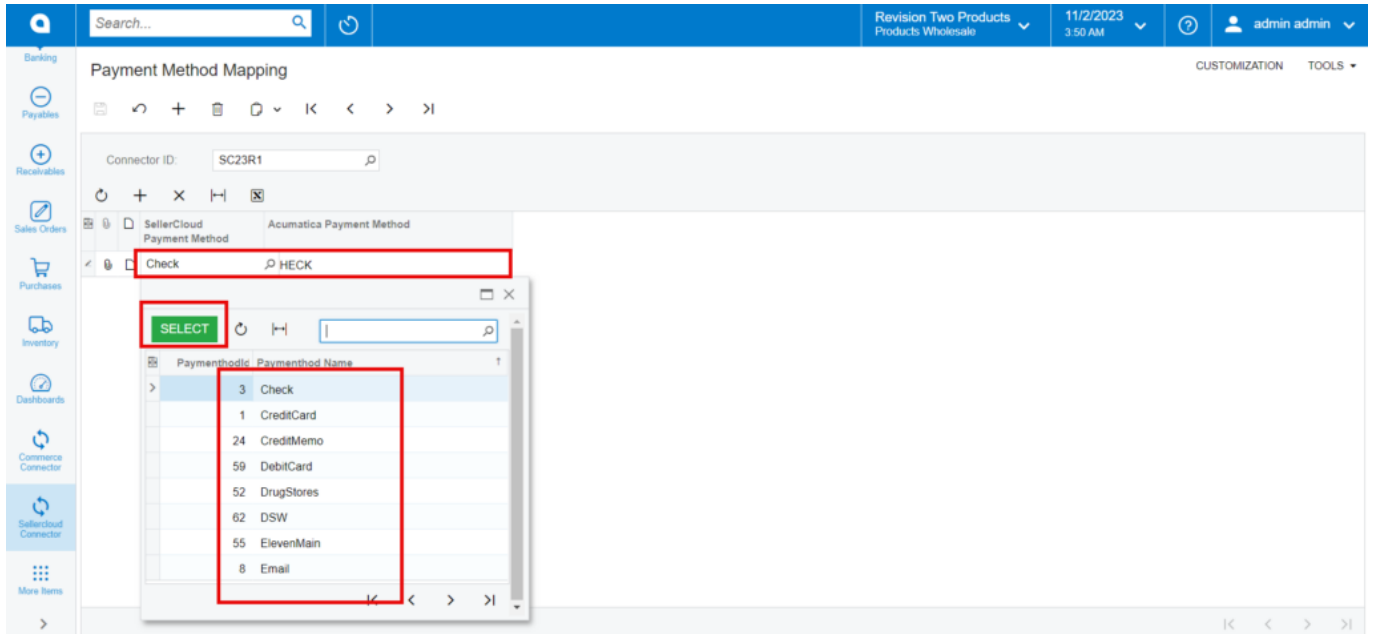
- You will be redirected to the following page.



The screenshot shows the 'Payment Method Mapping' screen. At the top, there's a search bar and navigation icons. Below the title bar, there's a 'Connector ID' input field. Underneath, a table lists available payment methods. The table has two columns: 'Payment Method' and 'Acumatica Payment Method'. The first row shows 'SellerCloud Payment Method' and 'Acumatica Payment Method'. The second row shows 'SellerCloud Payment Method' and 'Acumatica Payment Method'. The 'Connector ID' field and the first row of the table are highlighted with red boxes.

### Select Connector ID

- You need to select the **[connector ID]**.
- Click on **[+]** icon.
- You need to search for **[SellerCloud Connector Payment Method]** and **[Acumatica Payment Method]** from the available pay methods for mapping.



### Search Payment Method

- Whenever the order is synced from SellerCloud Connector to Acumatica, based on this mapping the payment method will be selected at the order level.

## Export Shipment Carrier Mapping

When an order is placed and sent from Acumatica to Seller Cloud with a specific shipment, and if you want to change the updated shipment, you have an option of **[Export Shipment Carrier Mapping]**.

### Illustration

You have the order synced with FedEx Ground; but, by using the **[Export Shipment Carrier Mappings]**, you can sync it to USPS or other FedEx services.

This screen will assist you in mapping, and the same data will be synced to SellerCloud Connector if you are syncing the shipment details back to Seller Cloud.

- To access **[Export Shipment Carrier Mapping]**, you need to click on **[Export Shipment Carrier Mapping]** under **[configuration]**.



KENSIUM

# Sellercloud Connector

Search...

Revision Two Products  
Products Wholesale

11/3/2023  
12:51 AM

admin admin

**Sellercloud Connector**

**Configuration**

- Payment & Credit Terms Mapping
- Product Custom Columns Mapping
- Product Type Mapping
- Tax Category Mapping
- Carrier Mapping
- Product Custom Mapping
- Profit & Loss Sync Process
- Payment Method Mapping
- Payment Method Mapping
- Export Shipment Carrier Mapping**

**Processes**

- Process FBA Inventory

**Real Time-Processes**

- Data Exchange
- ★ Order Import
- Purchase Order
- Update Acumatica Open PO Qty
- Import RMA Orders

## Export Shipment Carrier Mapping

- You will be redirected to the new page.
- Click on **[+]** icon.

Search...

Revision Two Products  
Products Wholesale

11/3/2023  
1:15 AM

admin admin

**Export Shipment Carrier Mapping**

CUSTOMIZATION TOOLS

Carrier Name	Service Name	Connector ID	MarketPlace ID
UPS Ground	UPS	UPSGROUND	SC23R1
FedEx Ground	FedEX	Fedexground	SC23R1
UPS Next Day	UPS	UPS 2nd Day Air	SC23R1
FedEx Ground	FedEX	FedEx Ground	SC23R1

**SELECT**

Ship Via	Description	Confirmat for Each Box Is Required	At least one Package Is Required	Common Carrier
BCSHIP	BigCommerce Ship Via	<input checked="" type="checkbox"/>	<input checked="" type="checkbox"/>	<input type="checkbox"/>
FEDEXGROUND	FedEx Ground	<input type="checkbox"/>	<input checked="" type="checkbox"/>	<input checked="" type="checkbox"/>
FEDEXINTL	FedEx International	<input type="checkbox"/>	<input checked="" type="checkbox"/>	<input checked="" type="checkbox"/>



KENSIUM

## Sellercloud Connector

### Export Shipment Carrier Mapping



- You need to search for **[AcumaticaShipViaSelector]**.
- Enter the **[Carrier Name]** and **[Service Name]**.
- Select the **[connector ID]** from the existing ID.

Carrier Name	Service Name	Connector ID	MarketPlace ID
UPS	UPSGROUND	SC23R1	Local_Store
FedEX	Fedexground	SC23R1	Local_Store
UPS	UPS 2nd Day Air	SC23R1	Local_Store
FedEX	FedEx Ground	SC23R1	Local_Store

Select the fields

- You need to search for the **[Marketplace ID]** from the available marketplace.