
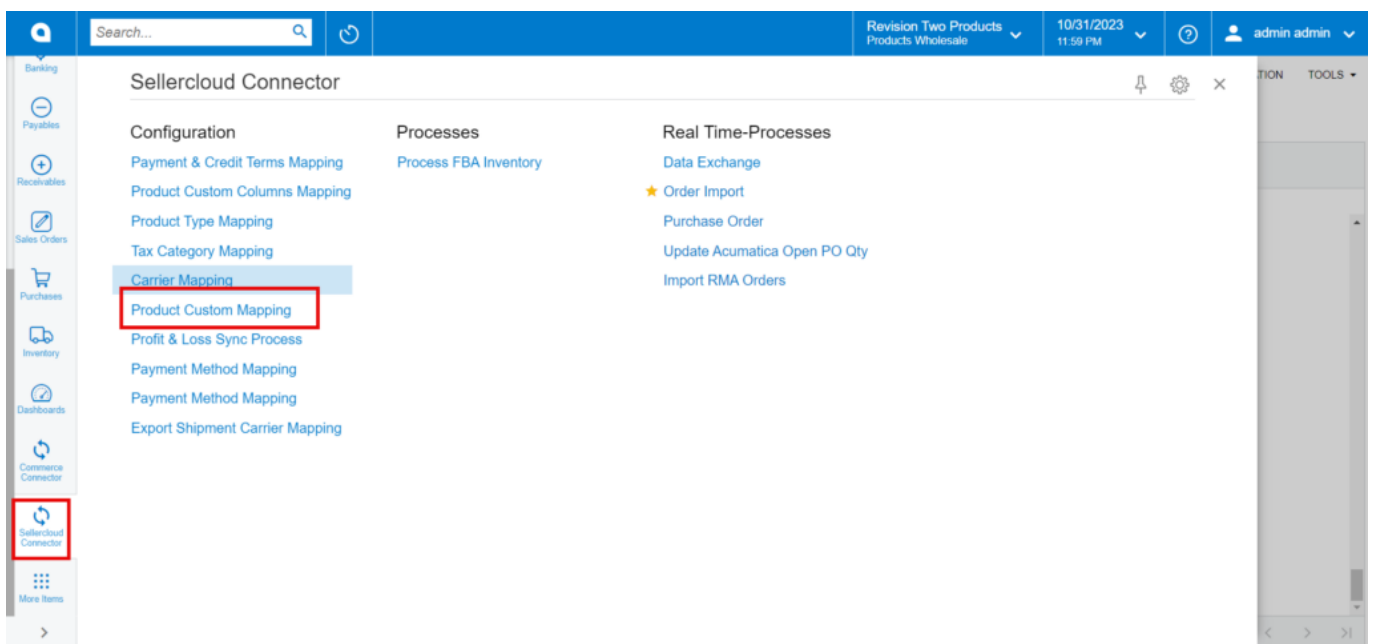


# Product Custom Mapping

 Product Custom Mapping in SellerCloud Connector involves specific custom data with your products. This customization allows you to define and use additional product details provided by the platform.

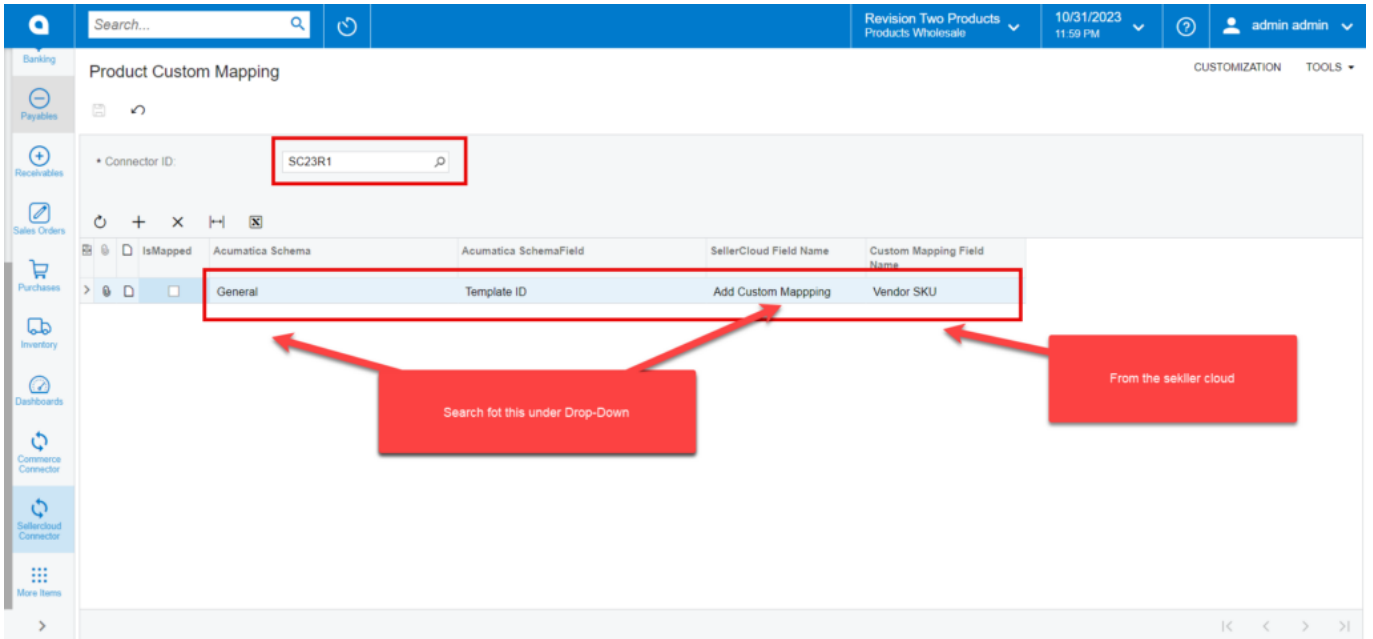
If you want to sync some specific field to a specific SellerCloud Connector field, then Acumatica provides a special option of Product Custom Mapping.

- To access **[Product Custom Mapping]**, you need to click on **[Product Custom Mapping]** under configuration.



## Product Custom Mapping

- You need to search for a **[Connector ID]**.
- Toggle the **[Is Mapped]**.
- Search for **[Acumatica Schema]**, **[Acumatica Schema field]**, and **[SellerCloud Connector Name]**.



Product Custom Mapping

Connector ID: SC23R1

IsMapped	Acumatica Schema	Acumatica SchemaField	SellerCloud Field Name	Custom Mapping Field Name
	General	Template ID	Add Custom Mapping	Vendor SKU

Search for this under Drop-Down

From the seller cloud

Search for the options