




KENSIUM

Release Notes

Kensium WMS 8.13.0 – 8.13.9

By Kensium Documentation Team

Version # 8.13.0 -8.13.9

 877-536-7486

 info@kensium.com

 kensium.com

Table of Contents

Kensium WMS 8.13.0 – 8.13.9	0
Release Notes Information	3
Acknowledgments.....	3
Notice	3
Version History	3
New Features and Enhancements.....	4
Version 8.13.0	4
Fusion Stock Unit field introduced.....	4
Fusion Receiving Location column added	6
Version 8.13.3	7
Description added in the Pack Module	7
Version 8.13.5	8
Print Labels feature introduced in Container Screen	8
Item Description displayed in Review Picks.....	10
Version 8.13.6	10
New option to Review Items on Putaway Screen	10
Version 8.13.9	12
Primary Location Field added in Item Warehouse.....	12
Installation Changes.....	13
UI Changes.....	13
Version 8.13.0	13
Fusion Sales Order Preferences moved.....	13
Version 8.13.5	14
RCV PO and RCV TO on WMS Handheld.....	14
Next Shipment button size increased	15
Known Bugs and Issues Fixes.....	16
Version 8.13.1	16

Version 8.13.2	16
Version 8.13.3	16
Version 8.13.5	17
Version 8.13.7	17

Release Notes Information

Software Name	Fusion WMS
Version Number	8.13.0- 8.13.9
Release Type (Initial/Minor/Intermediate/Major)	Intermediate
Compatible Acumatica Editions	Retail-Commerce <ul style="list-style-type: none"> • 2021 R1
Package Location	In SharePoint: Kensium Internal Products > Documents > Package Repository >

Acknowledgments

Acumatica 2021 R1, R2, and Acumatica Commerce Edition are registered trademarks of Acumatica Inc. All Rights Reserved

Braintree is a service of PayPal. All Rights Reserved.

Notice

The information contained in this document is subject to change without notice.

Kensium Solutions LLC shall not be liable for any errors or incidental or illegal acts in connection with the use of these release notes.

Reproduction, adaptation, or translation of this document is prohibited without prior written permission of Kensium Solutions, except as allowed under copyright laws. All Rights Reserved.

Version History

Version Number	Description	Compiled By	Reviewed & Revised By	Approved By	Date
8.13.0-8.13.9	Documentation Team		Asha A	Asha A	

New Features and Enhancements

Version 8.13.0

Fusion Stock Unit field introduced

We have introduced [Fusion Stock Unit] in the Stock Item Screen under the [Unit of Measure] as shown below.

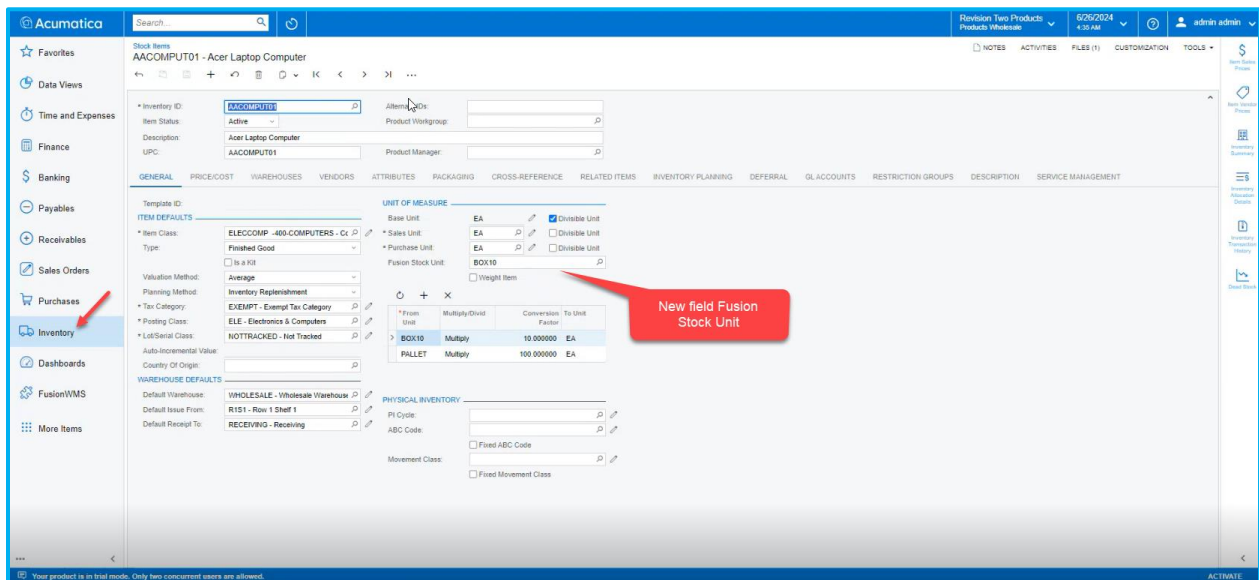


Figure: Fusion Stock Unit Field.

To enable this field navigate to the [Fusion Sales Order Preferences] screen and enable the check box for [Optimize UOM Allocation] under [PICK OPTIMIZATION SETTINGS].

If [Optimize UOM Allocation] is enabled the new field [Fusion Stock Unit] will be displayed.

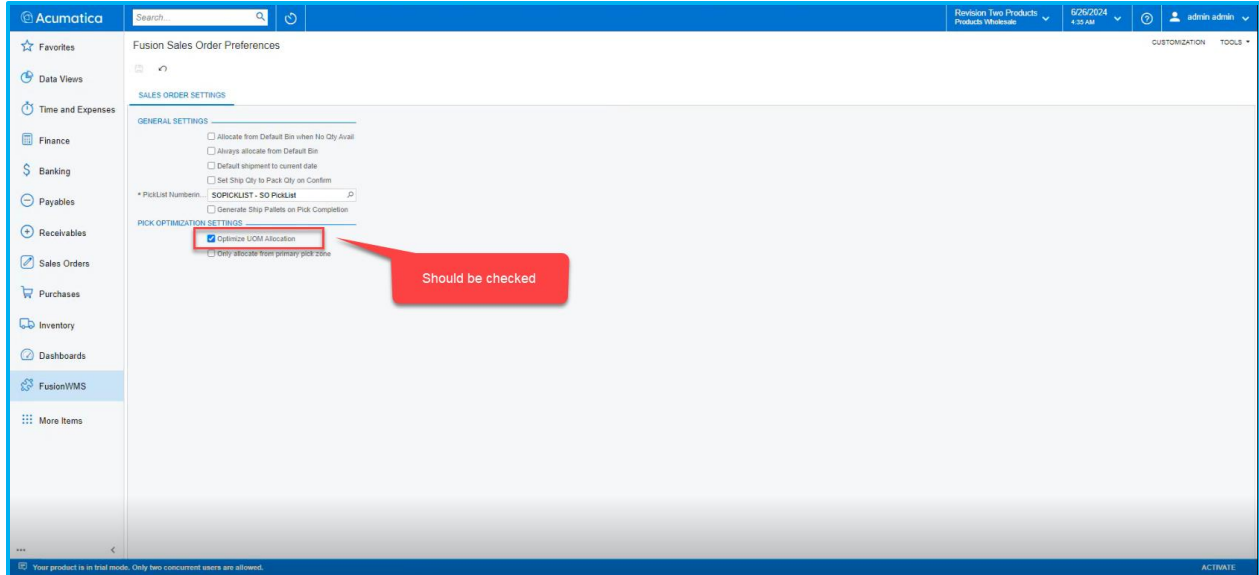


Figure: Optimize UOM Allocation check box.

On the [Shipment] screen if you click on the line items a new pop-up will appear to show the Pick UOM and UOM Pick Qty.

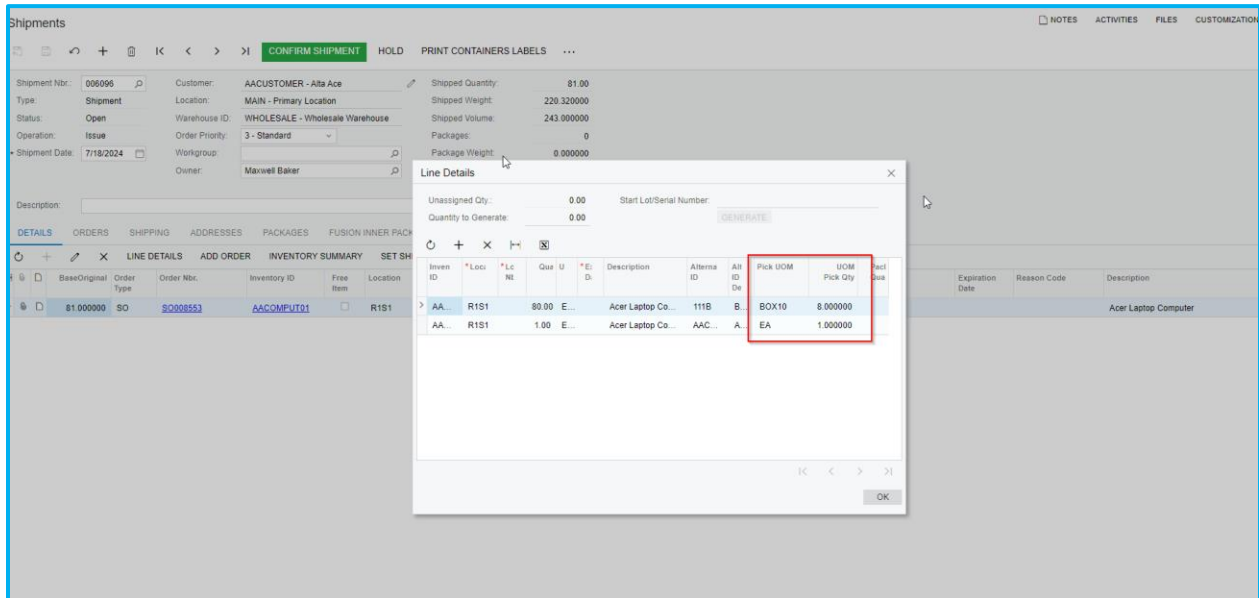


Figure: Pick UOM and UOM Pick Qty.

Fusion Receiving Location column added

In the [Warehouse] screen, a column [Fusion Receiving Location] has been added as shown below.

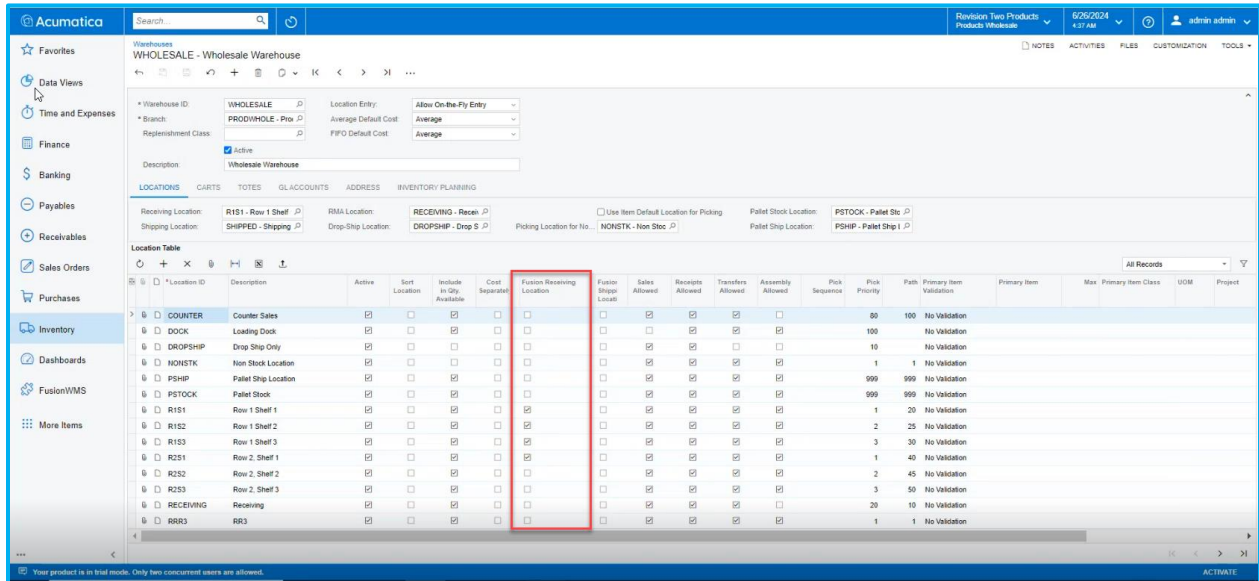


Figure: Fusion Receiving Location column in Warehouse

Navigate to the Handheld and open the Settings. An option will be visible as [Receiving Bin].

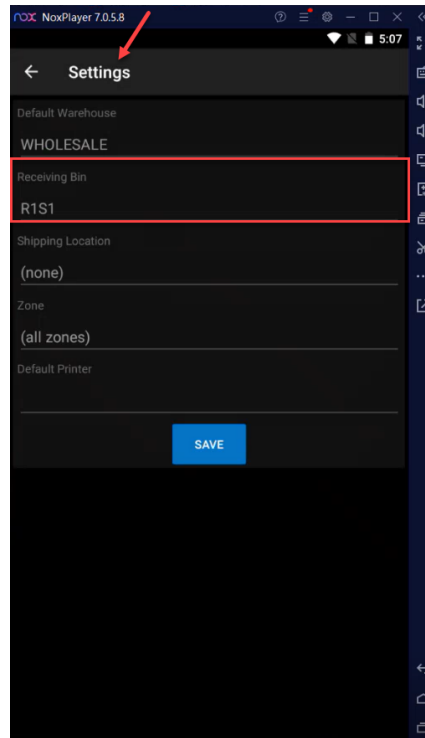


Figure: Receiving Bin in the Settings of the Handheld

The [Fusion Receiving Location] can be enabled by using the checkbox. When the Location is enabled from the Warehouse screen, those enabled Warehouses will be displayed under the Receiving Bin on the Handheld.

Version 8.13.3

Description added in the Pack Module

On the Handheld in the [Pack] module the Item description has been added.

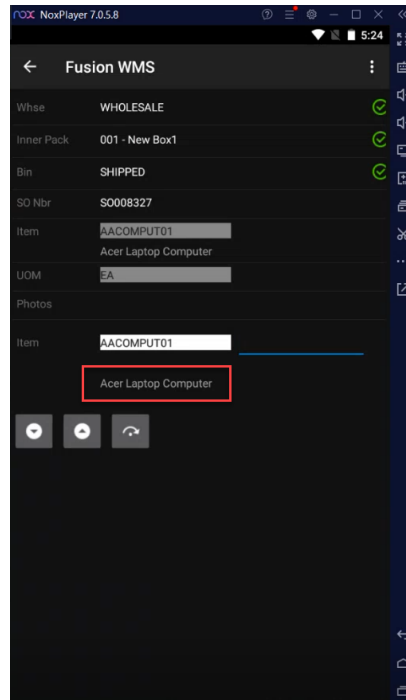


Figure: Description added in the [PACK] module

Version 8.13.5

Print Labels feature introduced in Container Screen

In the [Containers] screen, we introduced a feature to Print the Labels. Navigate to the [Containers] screen and click on the ellipsis button [...] and under the Report option the [Print Label].

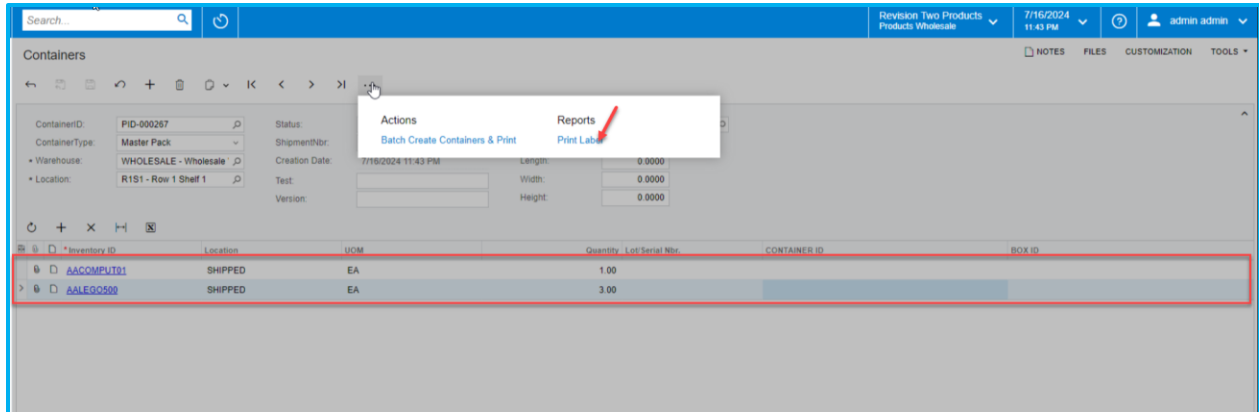


Figure: Print Label option under Reports

Upon clicking on [Print Label], the following screen will appear.

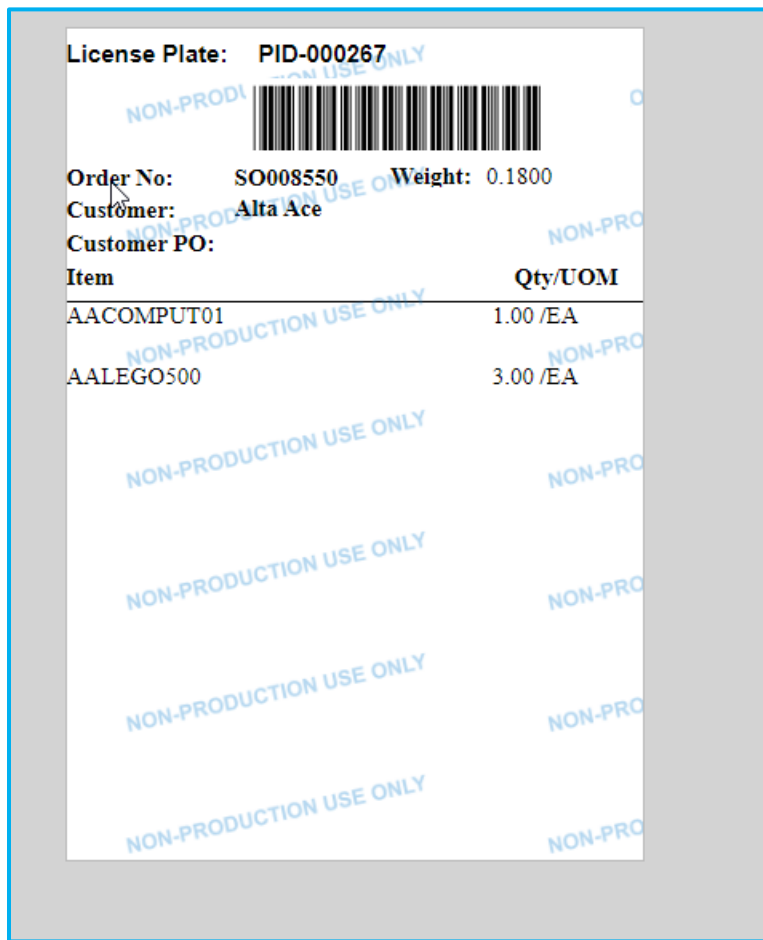


Figure: Container Labels

Item Description displayed in Review Picks

The [Item Description] field has been added to the [Pick] module in the Handheld. Navigate to the Pick Items on the Handheld, and go to the [Review Picks].

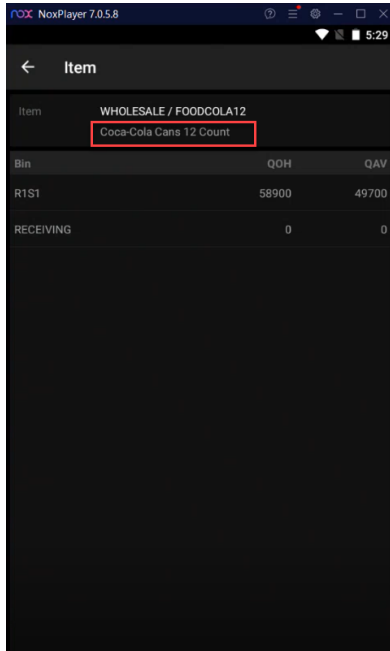


Figure Item Description

Version 8.13.6

New option to Review Items on Putaway Screen

An option has been introduced to [Review] the Items on the Putaway Screen. A review button is added to the screen.

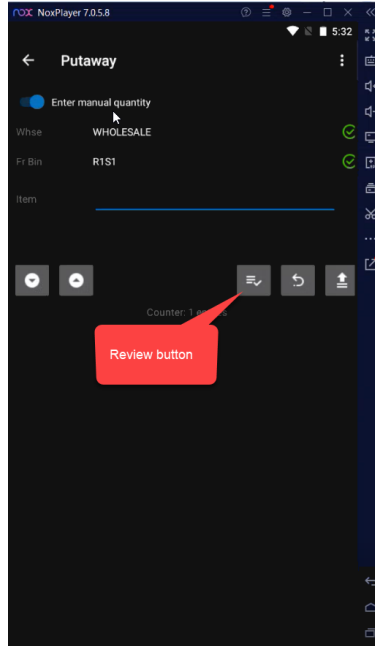


Figure: Review Button

Upon clicking on the [Review] button, the [Review Putaway] screen will appear.

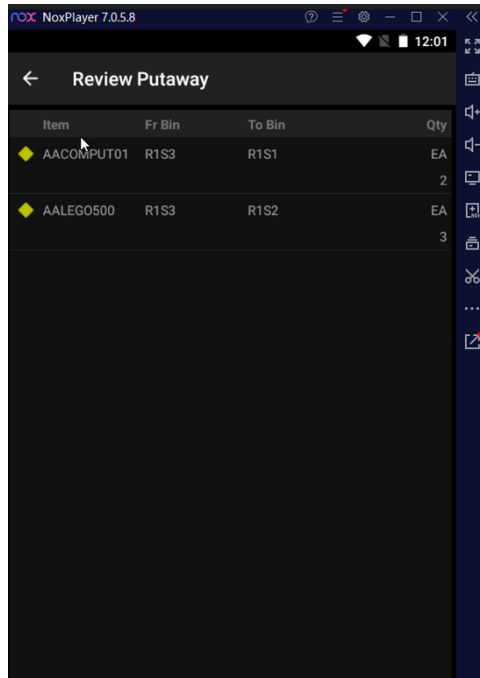


Figure: Review Putaway screen

Version 8.13.9

Primary Location Field added in Item Warehouse

A new 'Primary Location' field was added to the General tab of the Item Warehouse Details screen. Navigate to Item Warehouse Details and under the General tab the new field 'Primary Location' is added.

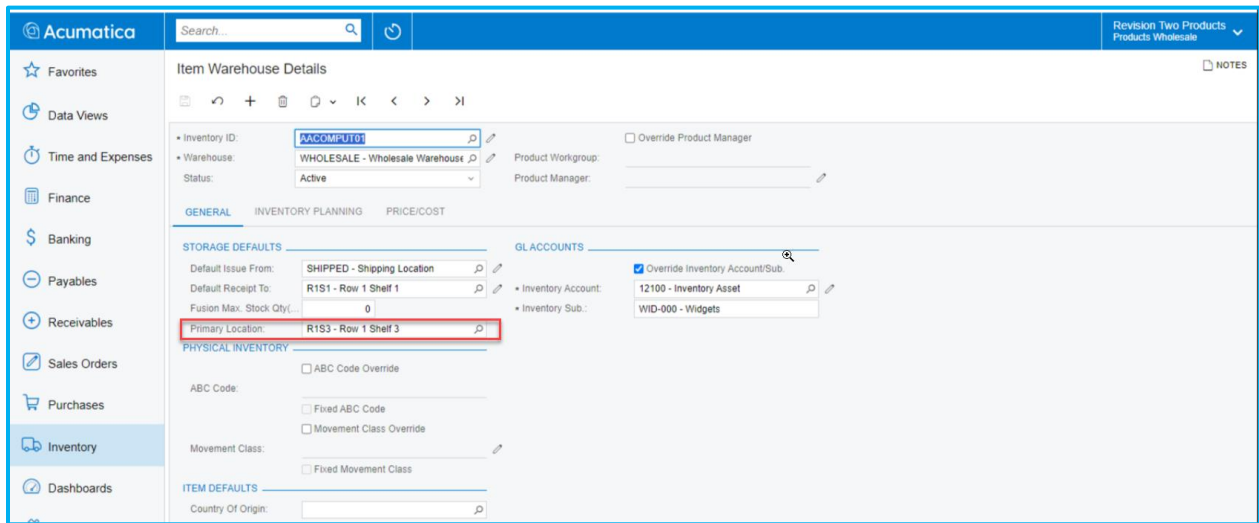
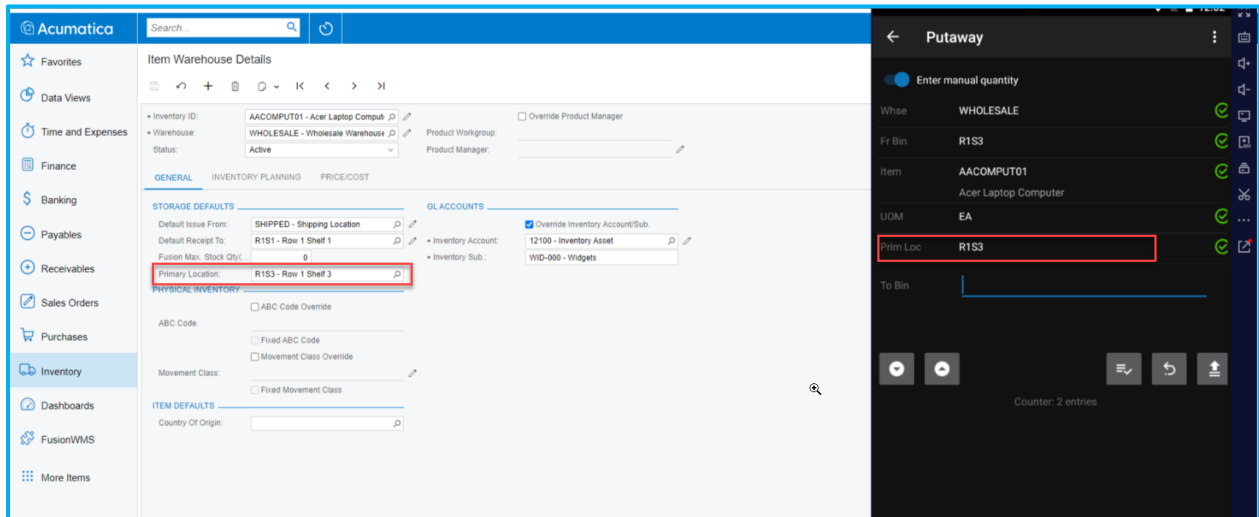


Figure: Primary Location field added



Installation Changes

There are no installation changes included in this release.

UI Changes

Version 8.13.0

Fusion Sales Order Preferences moved

The Fusion Sales Order Preferences have been moved from the Sales Order screen to the Fusion WMS → Preferences.

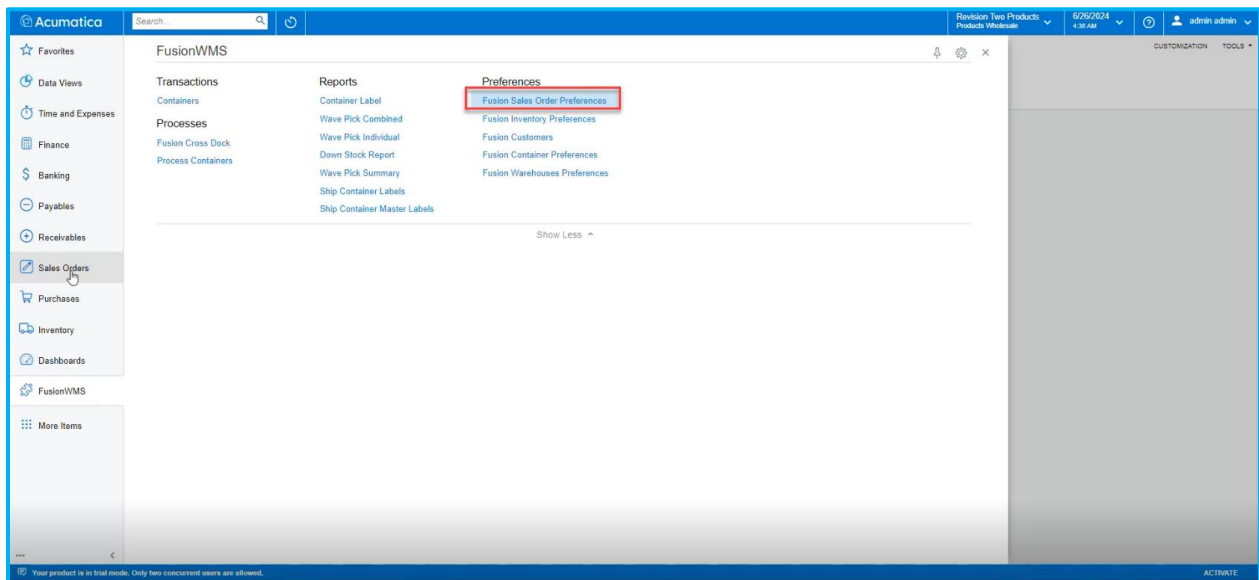


Figure: Fusion Sales Order Preferences moved under Preferences

Workspace	Screen	Entity
Fusion WMS	Fusion WMS	Fusion Sales Order Preferences

Version 8.13.5

RCV PO and RCV TO on WMS Handheld

A UI Text change has been made on the Handheld. The Received PO has been changed to [RCV PO] and the Received To changed to [RCV TO].

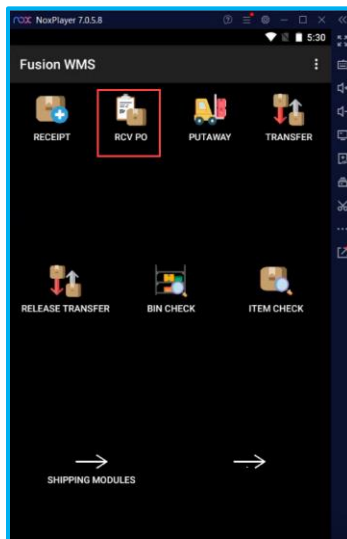


Figure: RCV PO

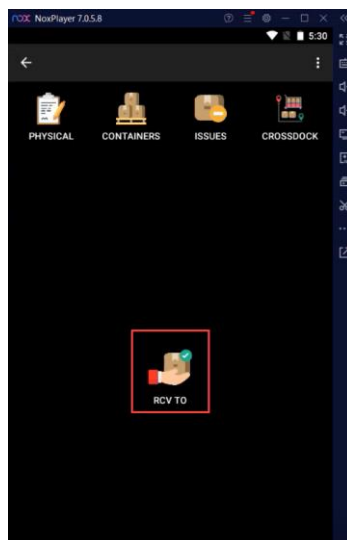


Figure: RCV TO

Workspace	Screen	Entity
Fusion WMS	Fusion WMS	RCV PO
Fusion WMS	Fusion WMS	RCV TO

Next Shipment button size increased

A UI change has been made on the [Pick] screen. The [NEXT SHIPMENT] button size has been increased.

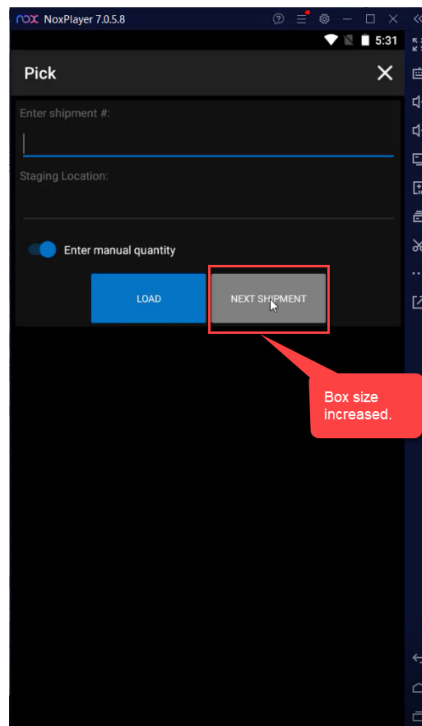


Figure: Button size increased

Known Bugs and Issues Fixes

Version 8.13.1

- The application crashed on the Handheld when the [Weight] button was clicked on the [Pack] screen.
- In the [Process Shipment] screen, an error message appeared when the [Create Wave Pick] action was selected and processed. A similar issue occurred when the action was changed to [Confirm Shipment].
- The [Show Printed] checkbox did not appear when the action was set to [Print Pick List] on the Process Shipment screen.

Version 8.13.2

- We have resolved an issue in the [Container] screen. While deleting any container from the [Container] screen, some empty transfers were created automatically.
- We have resolved the issue while creating the zone. Special characters are now allowed to create the Zones in the Fusion Warehouse Preferences.

Version 8.13.3

- We have resolved an issue in the Wave Pick screen. Upon clicking an error message appeared as [The given key was not present in the dictionary].
- An unhandled error occurred when attempting to delete a shipment from Acumatica, preventing the system from completing the process.

Version 8.13.5

- An error occurred in the application when clicking Create Wave Pick in the Shipment screen due to an internal issue with the Packages.

Version 8.13.7

- The Handheld crashed in the [BINCHECK] module when used on an Acumatica version lower than 23R1.