

Release Notes

Kensium WMS

By: Documentation Team

1/9/2025

Version 8.23.0

Table of Contents

Release Note Information.....	3
Acknowledgements	3
Notice	3
Version History.....	3
New Features and Enhancements	4
Optimized the space for the Location list in Fusion Warehouse Preferences screen	4
New Screen introduced Fusion Error Log	6
Alternate ID Description field from Allocations screen is ReadOnly.....	8
SelfPack logic added to Quick Pack.....	9
Fusion-Customized Shipment Summary screen removed	9
Advanced Allocations introduced Pallets from Pallet Stock Checkbox	11
Master Pack Generic Box checkbox added to Fusion Boxes screen	13
New GI to show Empty Locations	16
Installation Changes	17
UI Changes	17
Known Bugs and Issues	18



Release Note Information

Software Name	Kensium WMS
Version Number	8.23.0
Release Type (Initial/Minor/Intermediate/Major)	Intermediate
Compatible Acumatica Editions	Retail-Commerce <ul style="list-style-type: none">• 2021 R1 and onwards
Package Location	In SharePoint: Kensium Internal Products > Documents > Package Repository >

Acknowledgements

Acumatica 2021 R1, R2, and Acumatica Commerce Edition are registered trademarks of Acumatica Inc. All Rights Reserved

Notice

The information contained in this document is subject to change without notice.

Kensium Solutions LLC shall not be liable for any errors or incidental or illegal acts concerning the use of these release notes.

Reproduction, adaptation, or translation of this document is prohibited without prior written permission of Kensium Solutions, except as allowed under copyright laws. All Rights Reserved.

Version History

Version Number	Description	Compiled By	Reviewed & Revised By	Approved By	Date
8.23.0	Release Notes	Documentation Team	Kishore C		19-11-2024



New Features and Enhancements

Optimized the space for the Location list in Fusion Warehouse Preferences screen

The number of locations displayed per page on the Fusion Warehouse Preferences screen was previously too limited, despite there being ample space available. This space has now been optimized to accommodate more locations.

Navigate to Fusion Warehouse Preferences under Preferences as shown below.

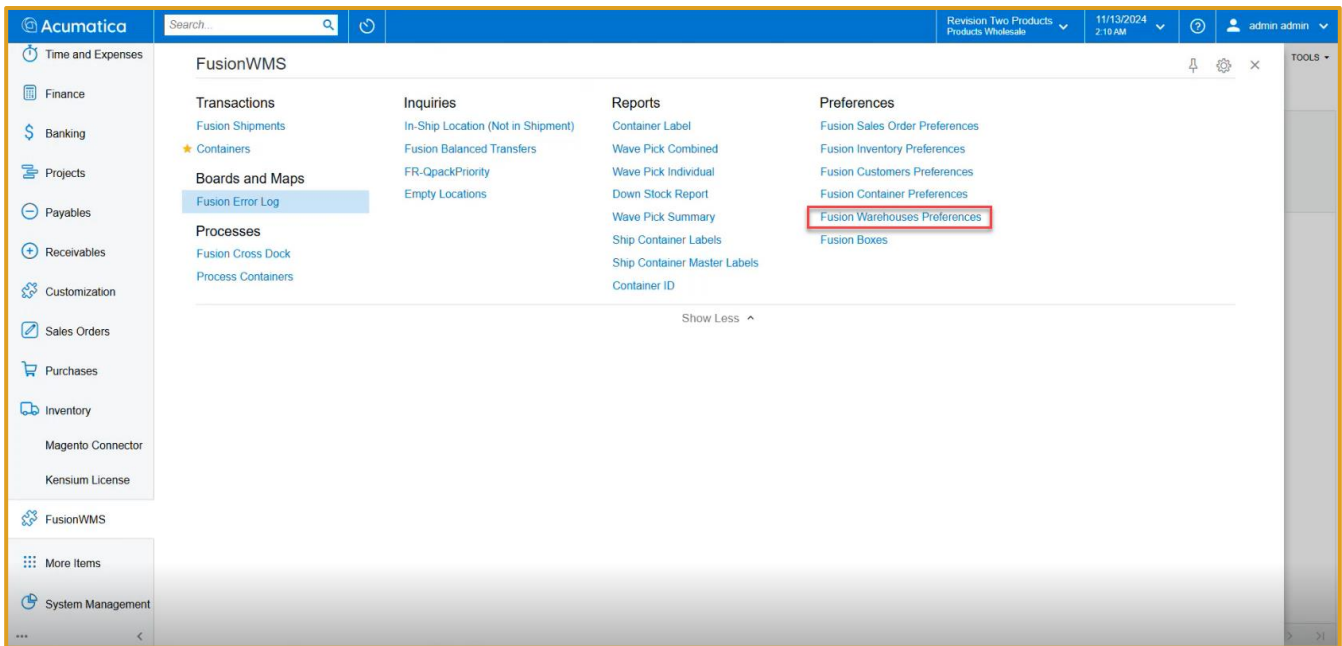


Figure: Fusion Warehouse Preferences

Upon clicking you will be redirected to the following screen.



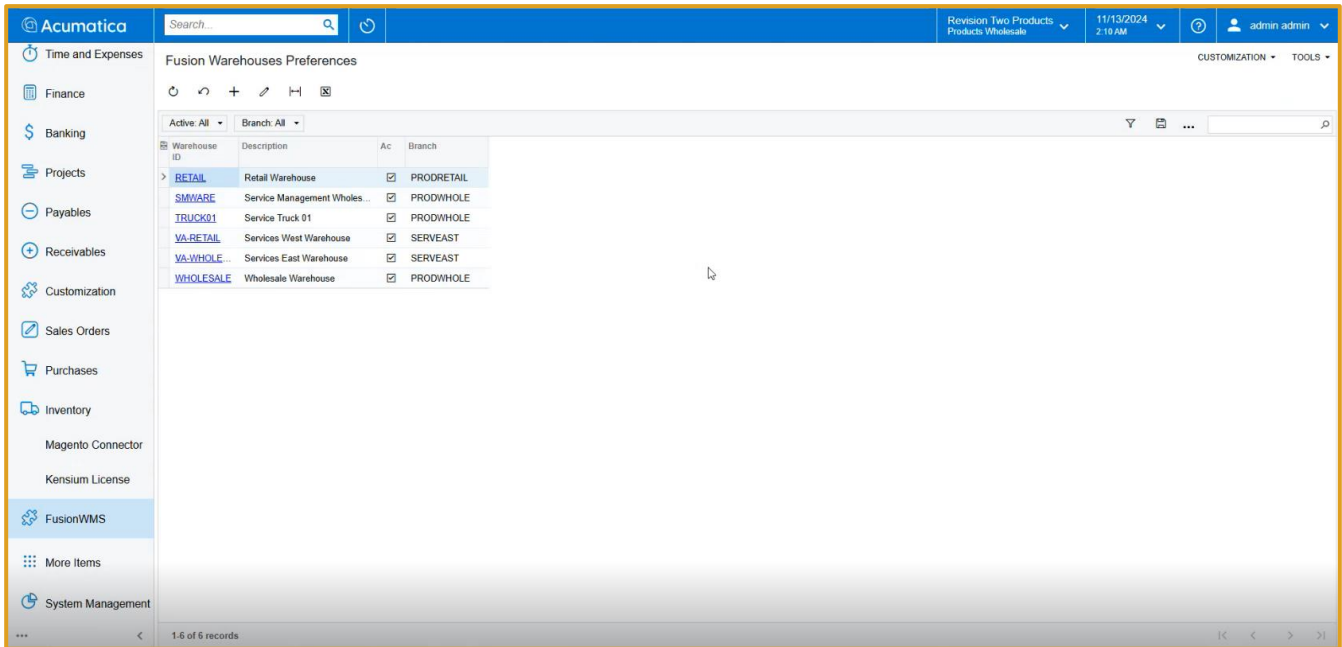


Figure: Fusion Warehouses Preferences screen

Select any of the warehouses. For e.g. select Wholesale as warehouse. Previously there were no options to go to the next page which we have introduced in this version.

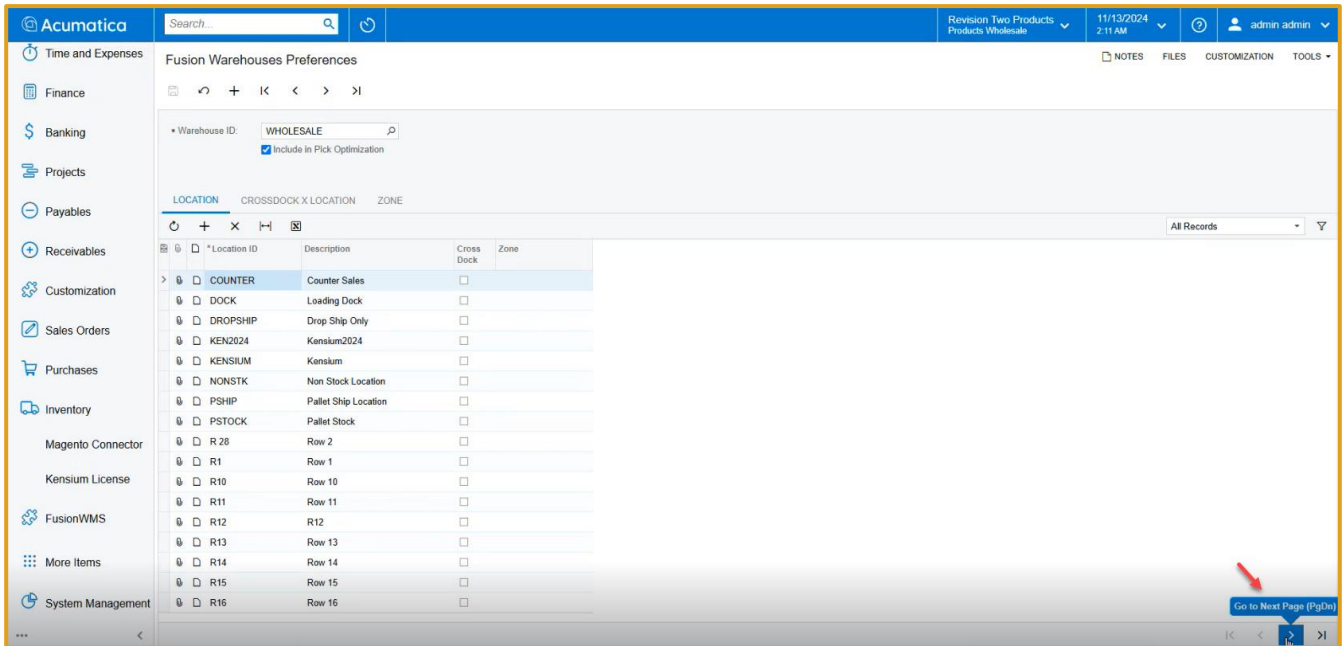


Figure: Option introduced to move to the next page



New Screen introduced Fusion Error Log

Under the Fusion WMS a new screen has been added [Fusion Error Log] under Boards and Maps.

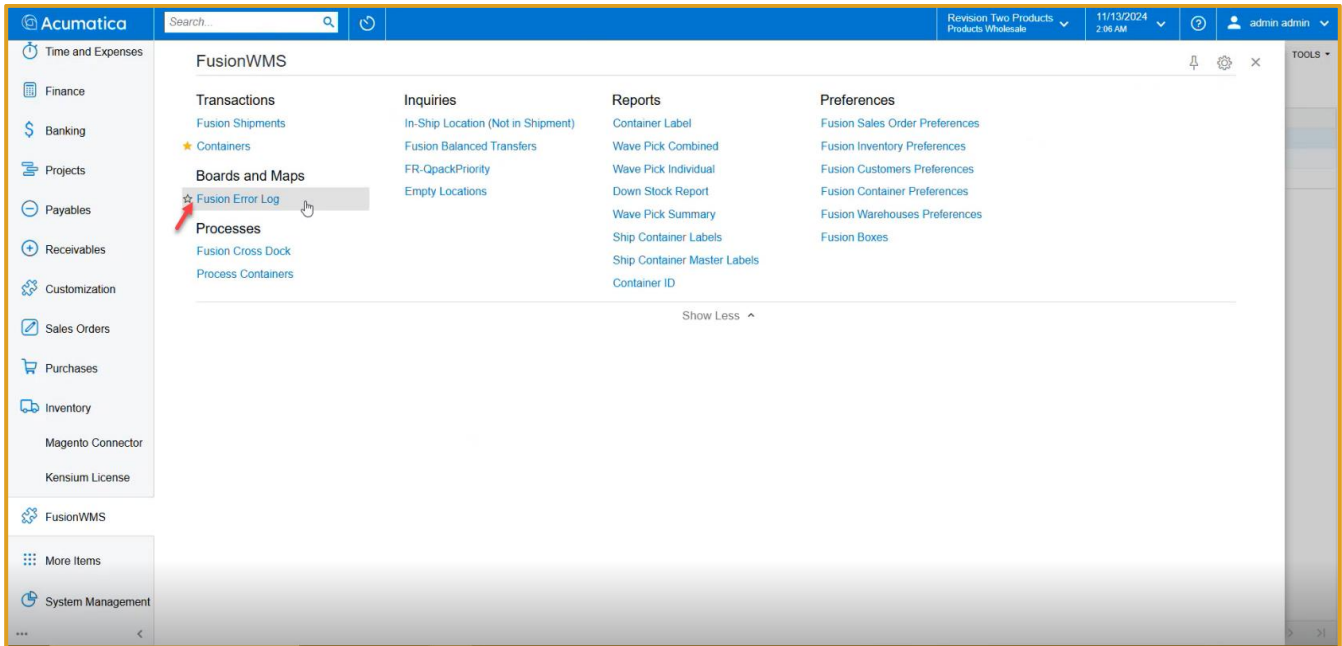


Figure: Fusion Error Log option

Upon clicking on [Fusion Error Log] you will get three following options to show the errors.

- Resolved
- Unresolved
- Both



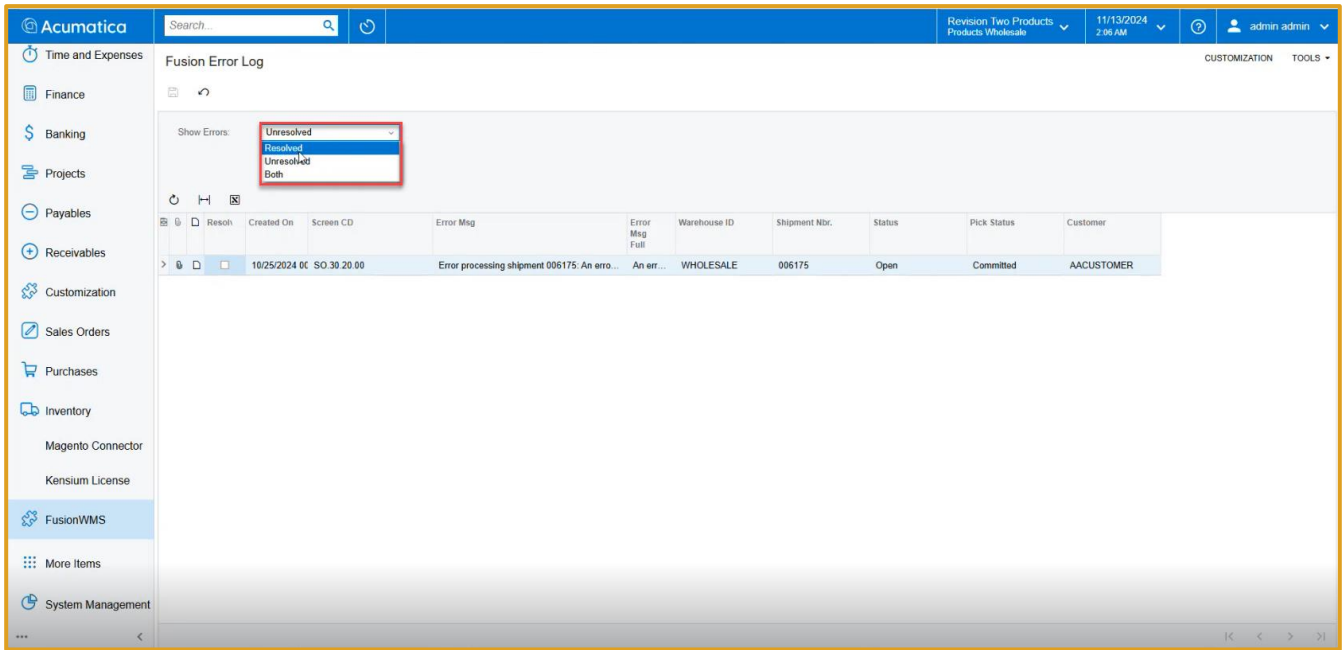


Figure: Error options under Fusion Error Log

Upon selecting [Both] if there is a Resolved and Unresolved error persist both will be shown. The Error Message Full will show the error description on mouse hover on the column as shown below.

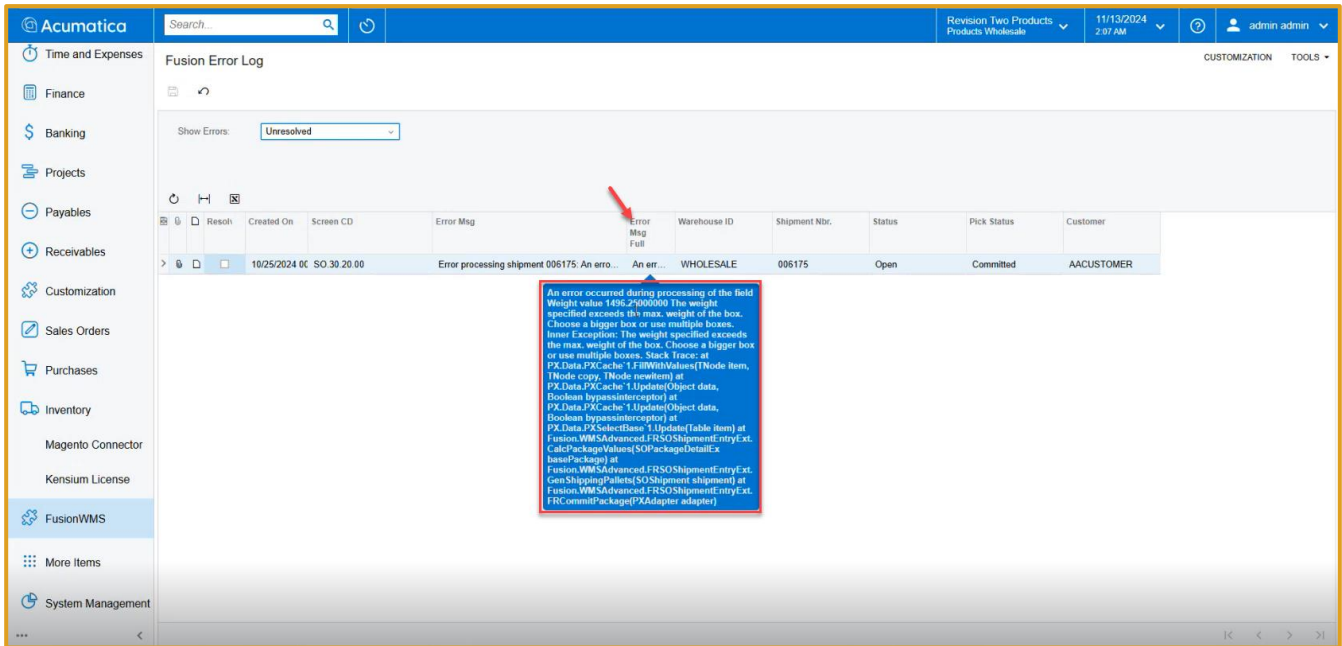


Figure: Full Error Message

For Unresolved Error Message if you check the [Resolve] check box and save it will disappear.



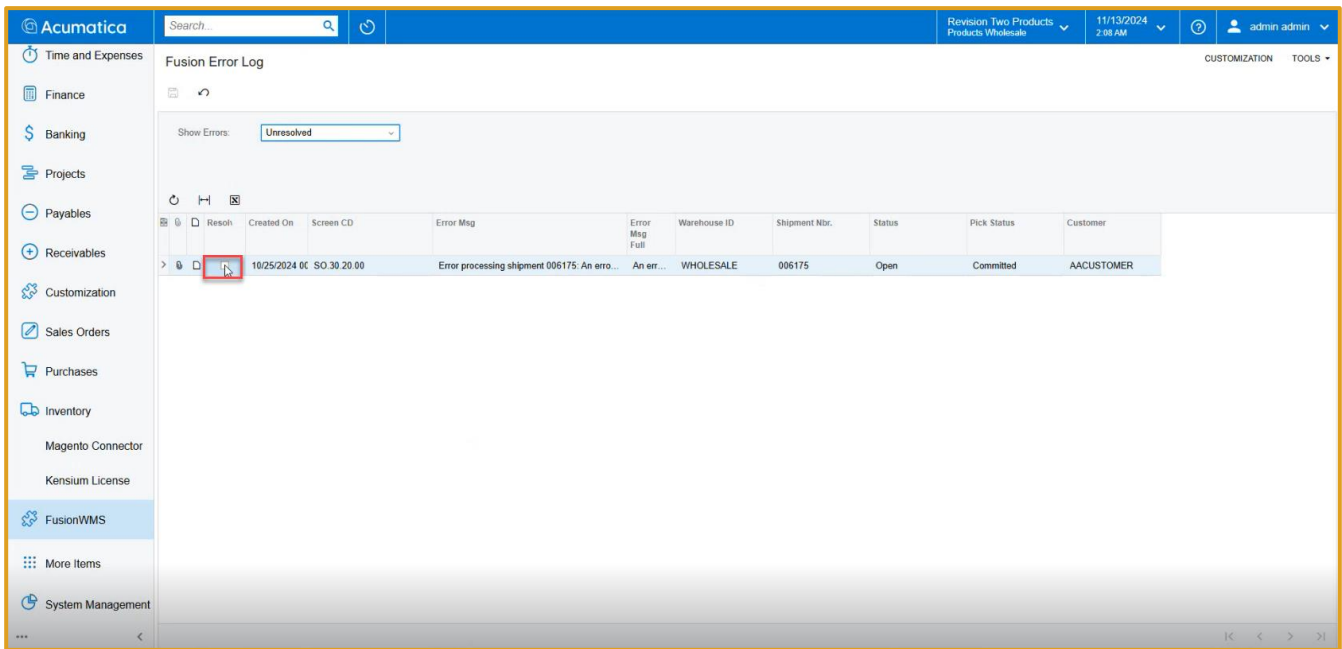


Figure: Upon checking the Resolve Check box, the unresolved error will disappear.

Now if you select Resolved from the drop-down the error will be shown.

Alternate ID Description field from Allocations screen is ReadOnly.

The Allocation field "Alternate ID Description" in Shipment screen has now changed to [Read Only] mode from editable.

When you create a Sales Order and click on create shipment the application will take you through to the Shipment screen. In the [Line Details] tab of Shipment Screen a pop up is generated. Within the pop up [Alternate ID Description] column is available which displays the alternate id of the stock item which you have selected in the Sales Order screen.

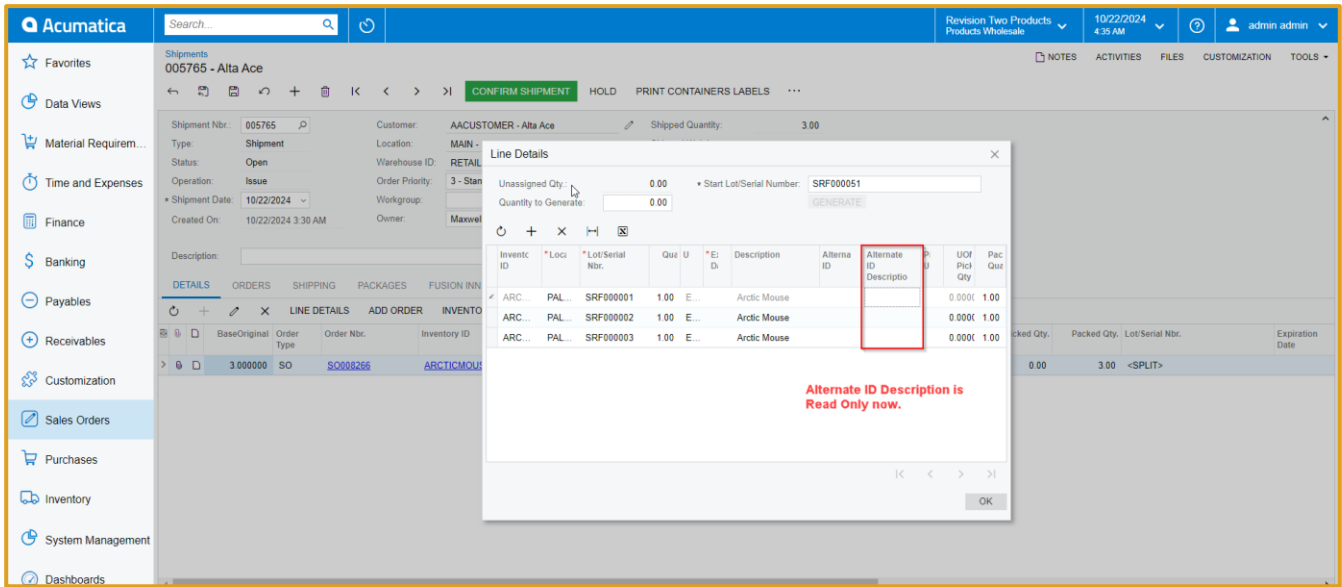


Figure: Alternate ID Description is Read Only.

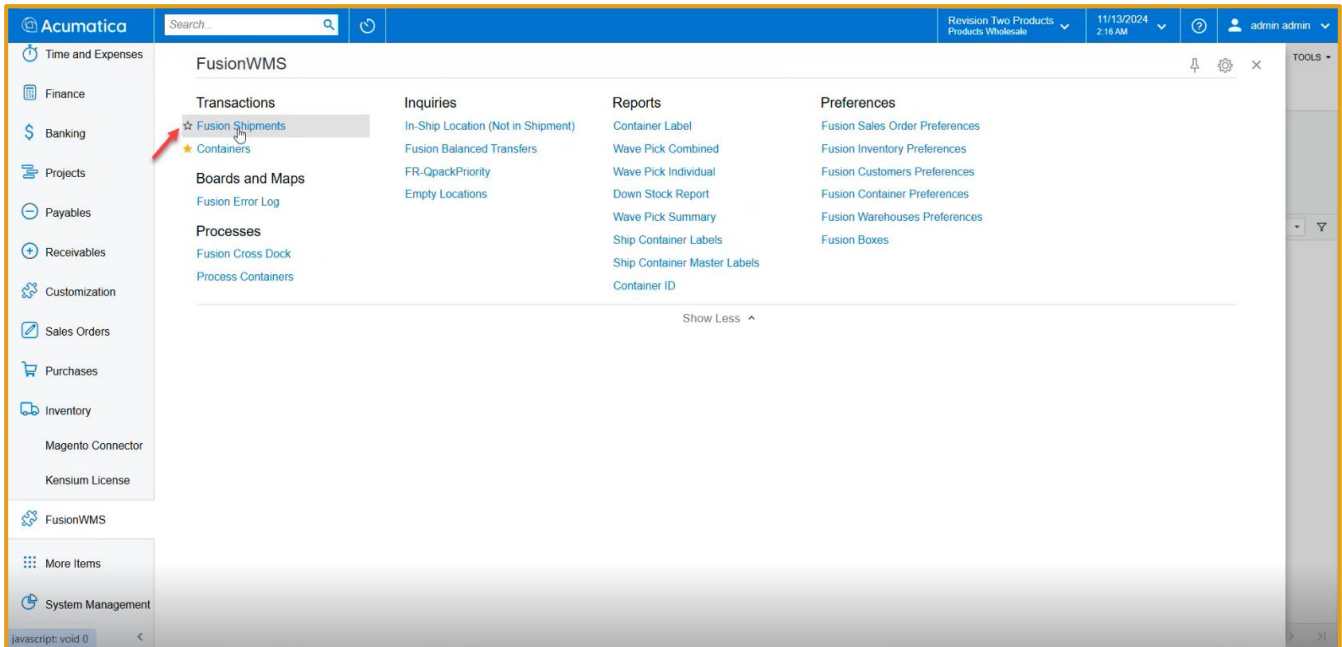
SelfPack logic added to Quick Pack

When an item is to be packed individually i.e. is its own package on an Acumatica Shipment, Scanning or entering this BoxID on the handheld will create a unique package for this item / UOM. The dimensions and weight as established in the Acumatica Cross Reference table has been added.

Fusion-Customized Shipment Summary screen removed

In Fusion WMS in Acumatica a new option is added as [Fusion Shipment] under the Transaction option. Shipment Summary screen is customized by Fusion as FR302001. So, when you perform the own customizations to the Acumatica Shipment Summary screen, these are gone along with the original screen. Now Fusion will be a separate screen in Fusion WMS Section.





Upon clicking on the option, the application will take you through to the following screen which starts with FR as a dedicated Fusion Shipment Screen in Acumatica.

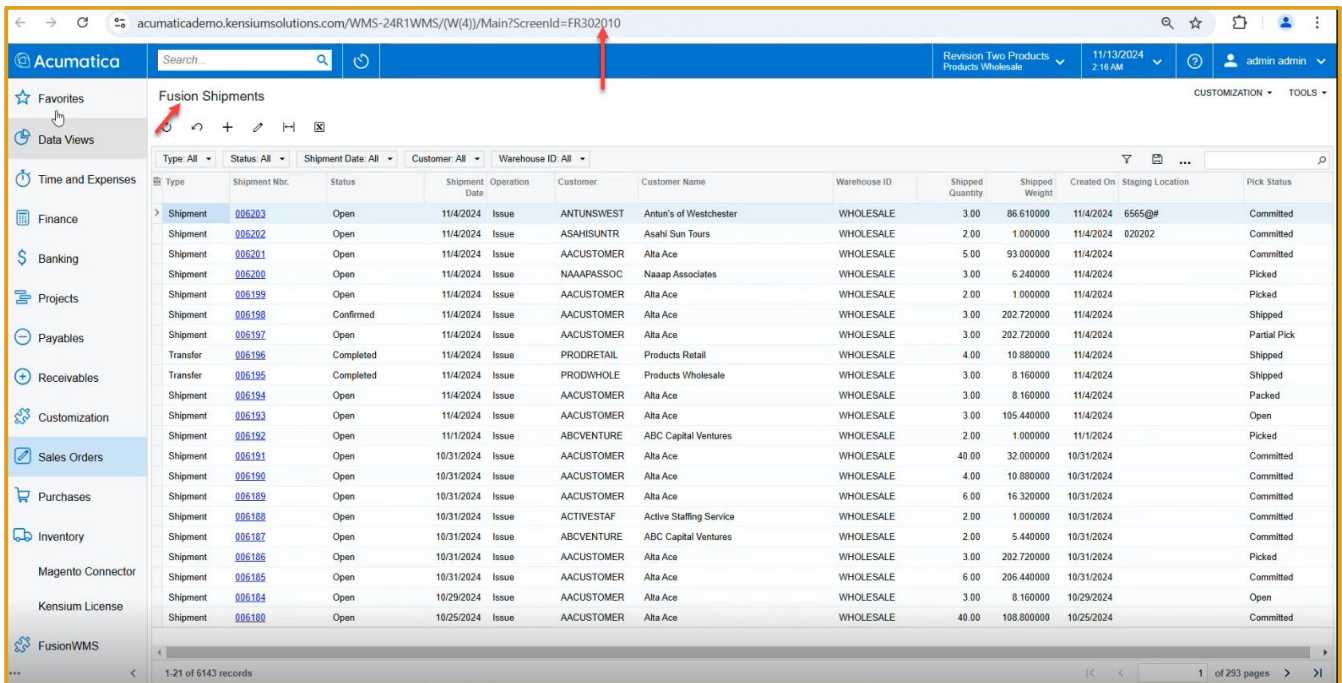


Figure: Dedicated Fusion Shipment Screen

If you click on the shipment screen from Acumatica it will open the general shipment screen where the screen it starts with SO.



Type	Shipment Nbr.	Status	Shipment Date	Operation	Customer	Customer Name	Warehouse ID	Shipped Quantity	Shipped Weight	Created On
Shipment	006203	Open	11/4/2024	Issue	ANTUNSWEST	Antun's of Westchester	WHOLESALE	3.00	86.610000	11/4/2024
Shipment	006202	Open	11/4/2024	Issue	ASAHISUNTR	Asahi Sun Tours	WHOLESALE	2.00	1.000000	11/4/2024
Shipment	006201	Open	11/4/2024	Issue	AACUSTOMER	Alta Ace	WHOLESALE	5.00	93.000000	11/4/2024
Shipment	006200	Open	11/4/2024	Issue	NAAAPASSOC	Naaap Associates	WHOLESALE	3.00	6.240000	11/4/2024
Shipment	006199	Open	11/4/2024	Issue	AACUSTOMER	Alta Ace	WHOLESALE	2.00	1.000000	11/4/2024
Shipment	006198	Confirmed	11/4/2024	Issue	AACUSTOMER	Alta Ace	WHOLESALE	3.00	202.720000	11/4/2024
Shipment	006197	Open	11/4/2024	Issue	AACUSTOMER	Alta Ace	WHOLESALE	3.00	202.720000	11/4/2024
Transfer	006196	Completed	11/4/2024	Issue	PRODRETAIL	Products Retail	WHOLESALE	4.00	10.880000	11/4/2024
Transfer	006195	Completed	11/4/2024	Issue	PRODWHOLE	Products Wholesale	WHOLESALE	3.00	8.160000	11/4/2024
Shipment	006194	Open	11/4/2024	Issue	AACUSTOMER	Alta Ace	WHOLESALE	3.00	8.160000	11/4/2024
Shipment	006193	Open	11/4/2024	Issue	AACUSTOMER	Alta Ace	WHOLESALE	3.00	105.440000	11/4/2024
Shipment	006192	Open	11/1/2024	Issue	ABCVENTURE	ABC Capital Ventures	WHOLESALE	2.00	1.000000	11/1/2024
Shipment	006191	Open	10/31/2024	Issue	AACUSTOMER	Alta Ace	WHOLESALE	40.00	32.000000	10/31/2024
Shipment	006190	Open	10/31/2024	Issue	AACUSTOMER	Alta Ace	WHOLESALE	4.00	10.880000	10/31/2024
Shipment	006189	Open	10/31/2024	Issue	AACUSTOMER	Alta Ace	WHOLESALE	6.00	16.320000	10/31/2024
Shipment	006188	Open	10/31/2024	Issue	ACTIVESTAF	Active Staffing Service	WHOLESALE	2.00	1.000000	10/31/2024
Shipment	006187	Open	10/31/2024	Issue	ABCVENTURE	ABC Capital Ventures	WHOLESALE	2.00	5.440000	10/31/2024
Shipment	006186	Open	10/31/2024	Issue	AACUSTOMER	Alta Ace	WHOLESALE	3.00	202.720000	10/31/2024
Shipment	006185	Open	10/31/2024	Issue	AACUSTOMER	Alta Ace	WHOLESALE	6.00	206.440000	10/31/2024
Shipment	006184	Open	10/29/2024	Issue	AACUSTOMER	Alta Ace	WHOLESALE	3.00	8.160000	10/29/2024
Shipment	006180	Open	10/25/2024	Issue	AACUSTOMER	Alta Ace	WHOLESALE	40.00	108.800000	10/25/2024
Shipment	006179	Open	10/25/2024	Issue	AACUSTOMER	Alta Ace	WHOLESALE	1.00	2.720000	10/25/2024

Figure: Shipment Screen in Acumatica starts with SO

This feature will help you to segregate the WMS Shipment screen even though the records will be available in both screens.

Advanced Allocations introduced Pallets from Pallet Stock Checkbox

The Optimization Suite now has the ability to allocate Pallets from Pallet Stock (Advanced Allocations). These Pallets must not mix different items and must not be already assigned to a Shipment. Also, for Master Pack Container Types, the Pallet must have set a Box to be candidate for Advanced Allocation.

Navigate to Fusion Sales Order Preferences under Preferences in Fusion WMS.



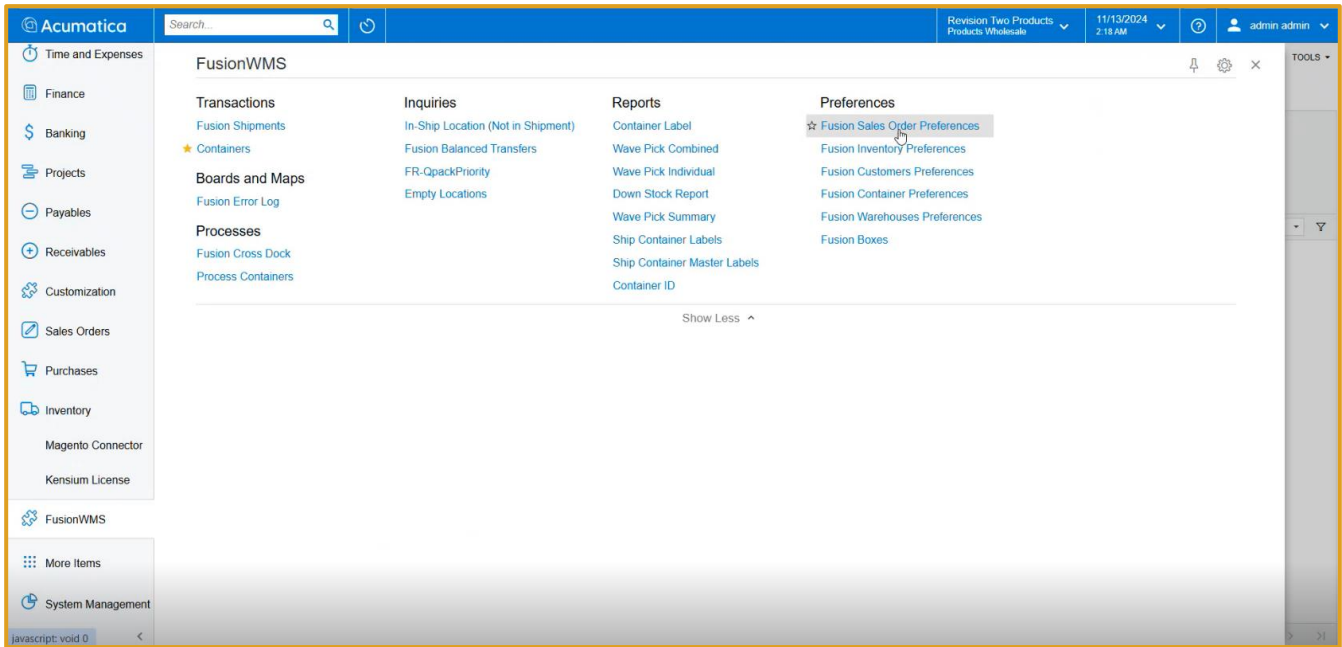


Figure: Fusion Sales Order Preferences Option

Upon clicking on the option, you will be redirected to Fusion Sales Order Preferences screen. In the screen we have added two new checkboxes under Pick Optimization Settings.

- Advance Allocations (Pallets from Pallet Stock)
- Include Inner Pack

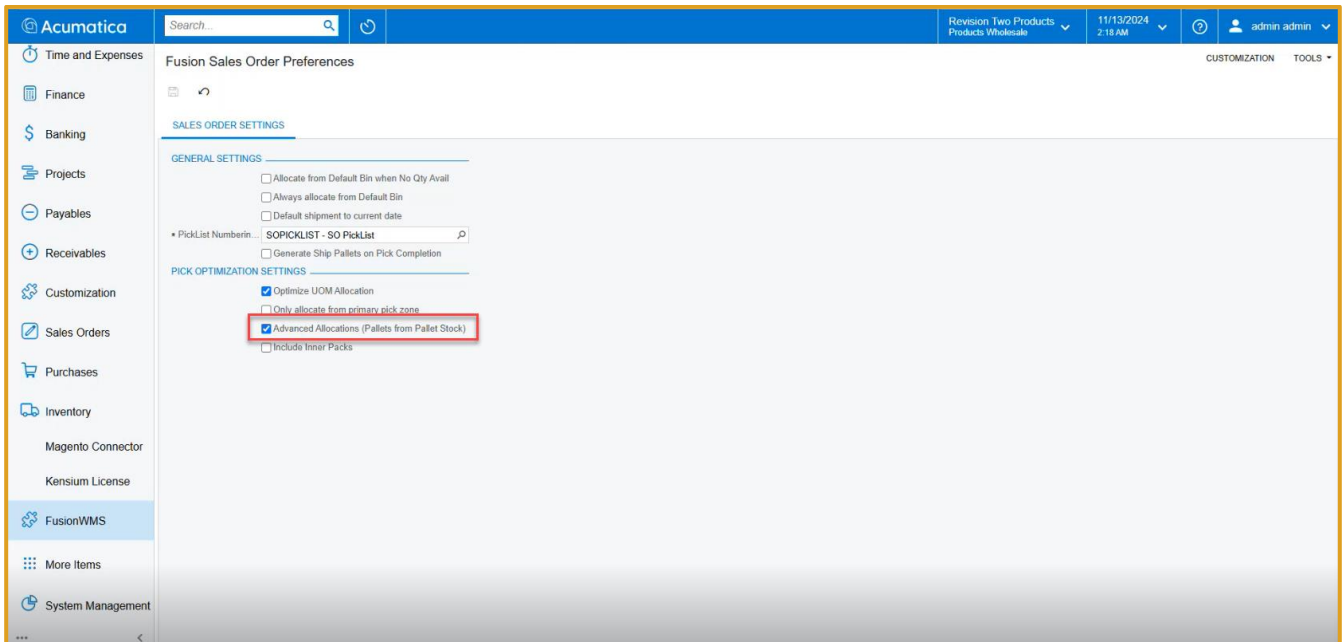


Figure: New Check box Advance Allocation (Pallets from Pallet Stock).

If this is checked the details of the Inventory ID, Pallet Stock Location, Lot/ Serial Number (if assigned to the item), Container ID irrespective of Inner Pack and Master Pack, UOM details will be displayed on the shipment screen.

Shipment Nbr.: 006184 Customer: AACUSTOMER - Alta Ace Shipped Quantity: 3.00
 Type: Shipment Location: MAIN - Primary Location Shipped Weight: 8.160000
 Status: Open Warehouse ID: WHOLESALE - Wholesale Warehouse Shipped Volume: 9.000000
 Operation: Issue Order Priority: 3 - Standard Packages: 0
 * Shipment Date: 10/29/2024 Workgroup: Package Weight: 0.000000
 Created On: 10/29/2024 2:51 PM Owner: Maxwell Baker Pick Status: Open
 Staging Location:

BaseOriginal	Order Type	Order Nbr.	Inventory ID	Free Item	Location	*UOM	Shipped Qty.	Ordered Qty.	Open Qty.	Picked Qty.	Packed Qty.	Lot/Serial Nbr.	Expiration Date
3.000000	SO	SO008633	AACOMPUT01	<input type="checkbox"/>	<SPLIT>	EA	3.00	3.00	0.00	0.00	0.00		

Line Details

Unassigned Qty.: 0.00 Start Lot/Serial Number:
 Quantity to Generate: 0.00

Inventory ID	*Locatio	*Lot/Serial Nbr.	Quanti	UOI	*Expi Date	Description	Alternate ID	Alternate ID Description	Pic UOI	UOM Pick Qty	Pack Quantit
AACO...	SHIPP...		2.00	EA		Acer Laptop Computer	PID-000402	R1S1/Master Pack	EA	2.000000	
AACO...	R1S1		1.00	EA		Acer Laptop Computer	DELL		EA	1.000000	

On Hand 13,857.00 EA, Available 4,643.00 EA, Available for

Figure: Container Details

Master Pack Generic Box checkbox added to Fusion Boxes screen

We have added a new checkbox field "Master Pack Generic Box" to the Fusion Boxes screen to indicate, whenever possible, that the Package, to which this Box ID is assigned, is a Master Pack type. If the Field is not checked, then the package must be an Inner Pack by Default.

Navigate to [Fusion Boxes] under Fusion WMS as shown below.



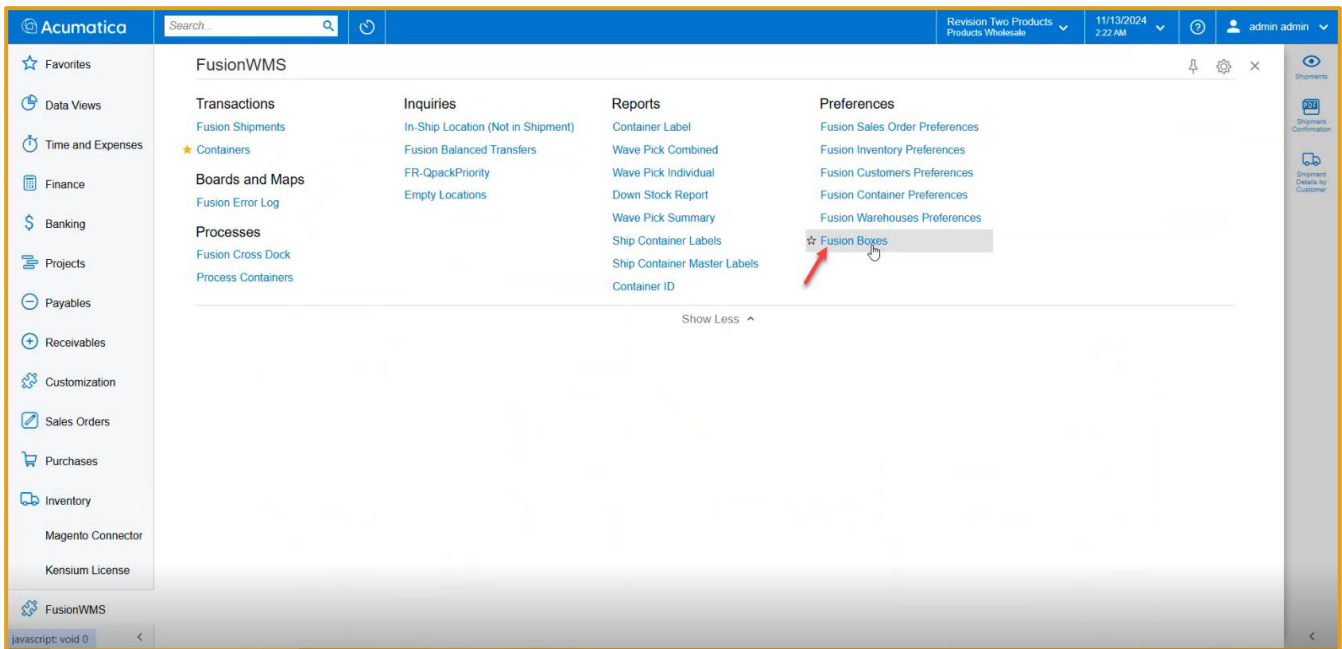


Figure: Fusion Boxes

Upon clicking on the option, you will be redirected to [Fusion Boxes] Screen where we have added [Master Pack Generic Box].

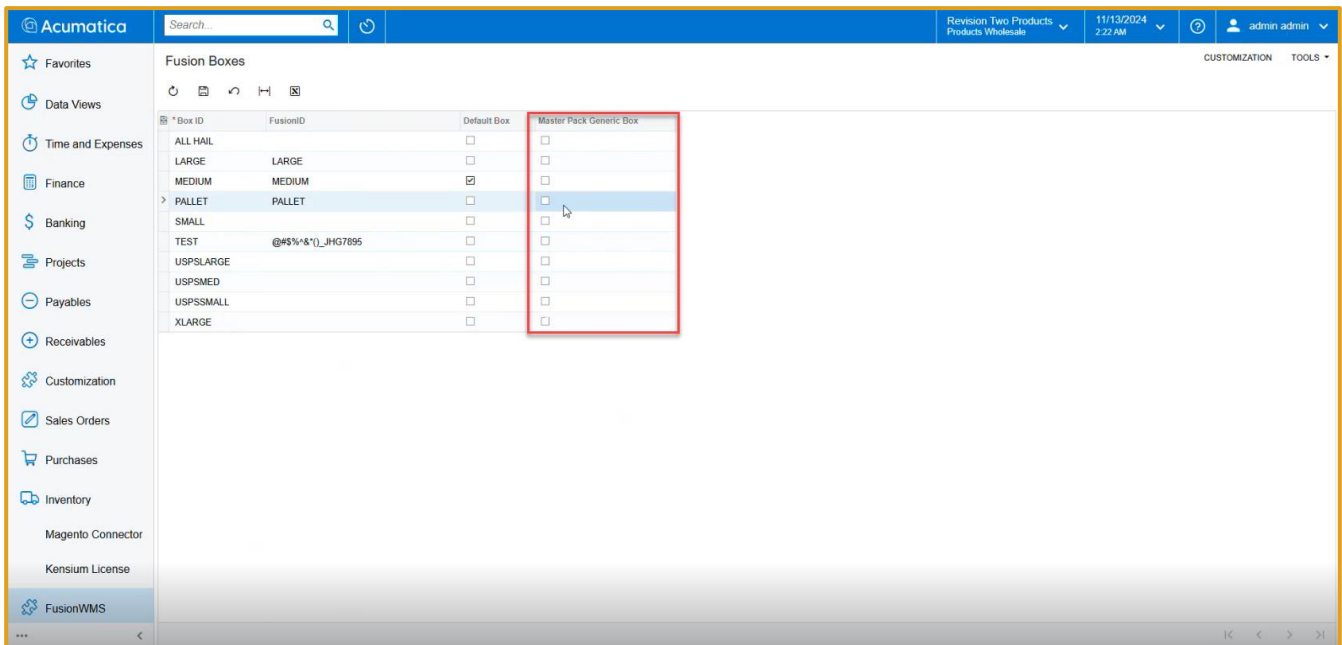


Figure: New column Master Pack Generic Box

Scenario I:

Inner Pack: Yes

Self-Pack: No



Master Pack Generic Box: No.

With the above condition create a Sales Order only just enable Inner Pack as true / Yes and Master Pack No, only Inner Pack will be created.

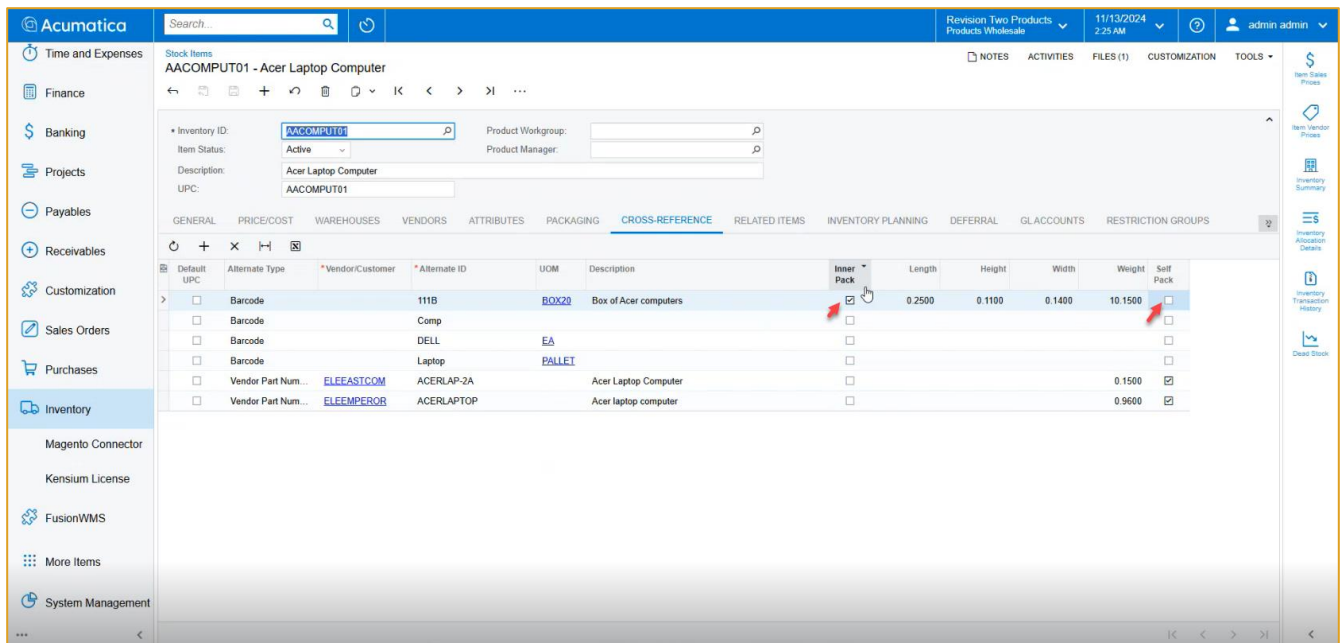


Figure: Inner Pack Yes, Self Pack No

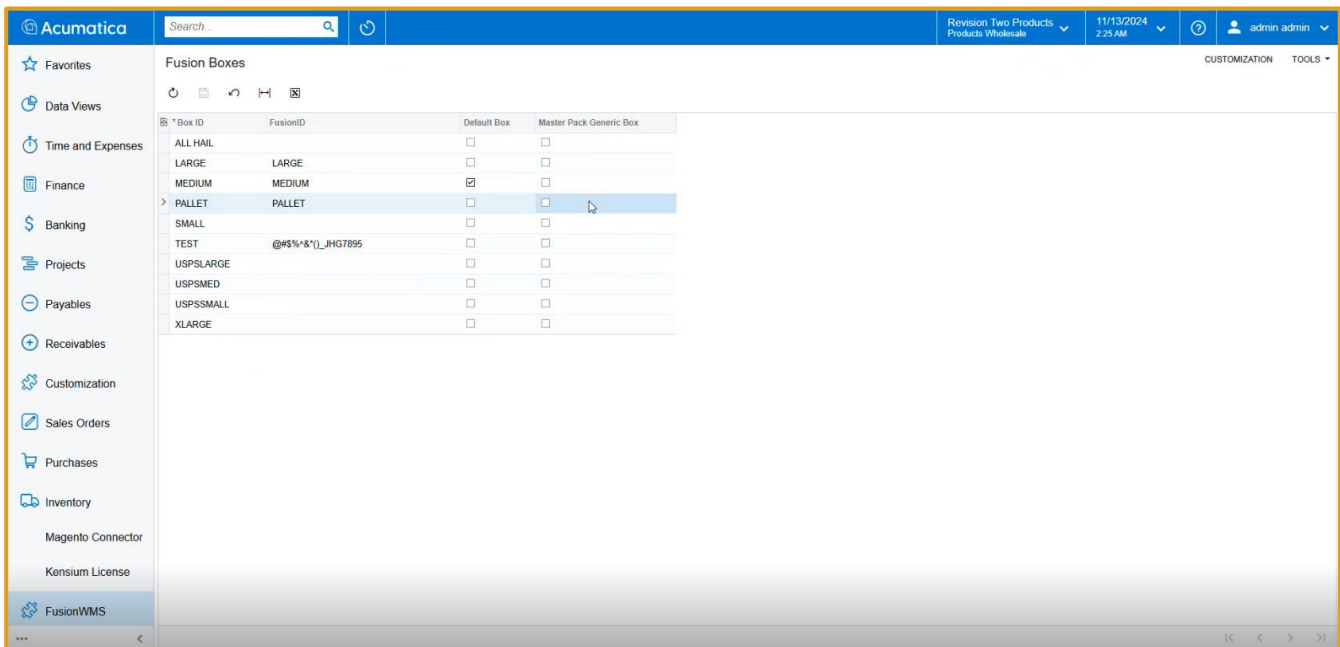


Figure: Master Pack disabled

Scenario II:

Inner Pack: Yes



Self-Pack: Yes

Master Pack Generic Box: No.

With the above condition create a Sales Order only just enable Inner Pack as true / Yes and Master Pack Yes, only Inner Pack will be created.

Scenario III:

Inner Pack: Yes

Self-Pack: Yes

Master Pack Generic Box: Yes.

With the above condition create a Sales Order only if all the conditions are [Yes], then Master Pack will be created.

New GI to show Empty Locations

A GI has been introduced to show the empty locations. Navigate to Fusion WMS and under Inquiries a new GI [Empty Location] has been added.

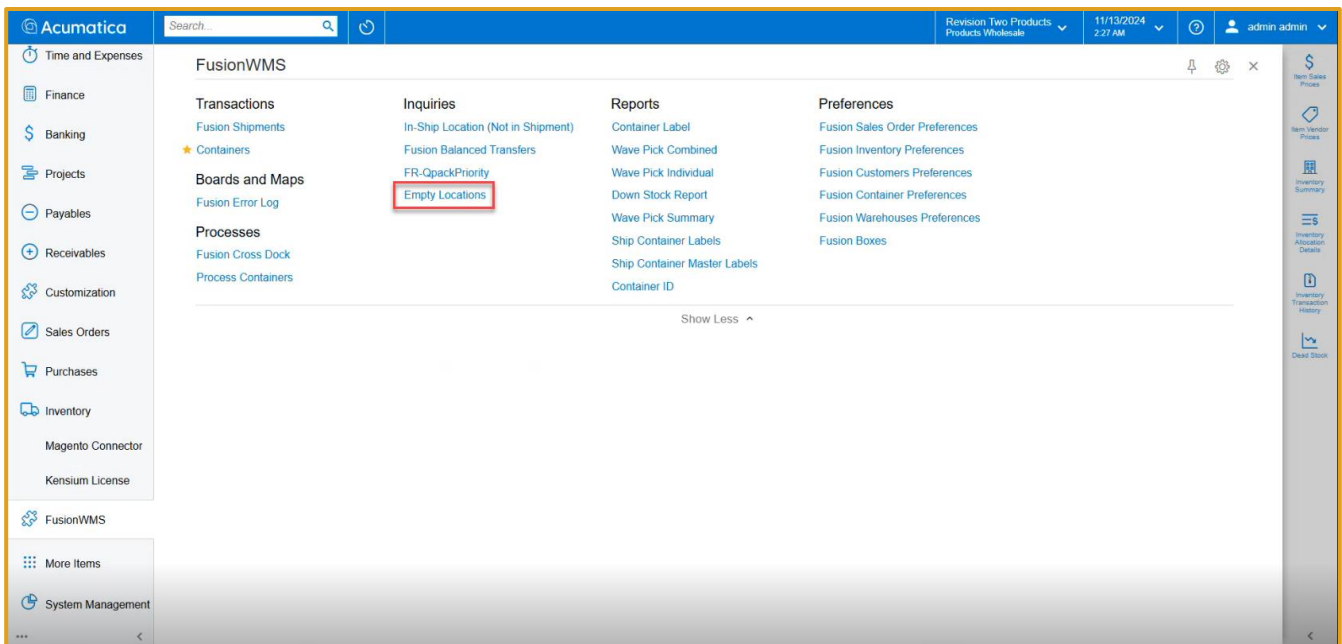


Figure: Empty Location added

Upon clicking the application will show the empty location based on the Warehouse selection.

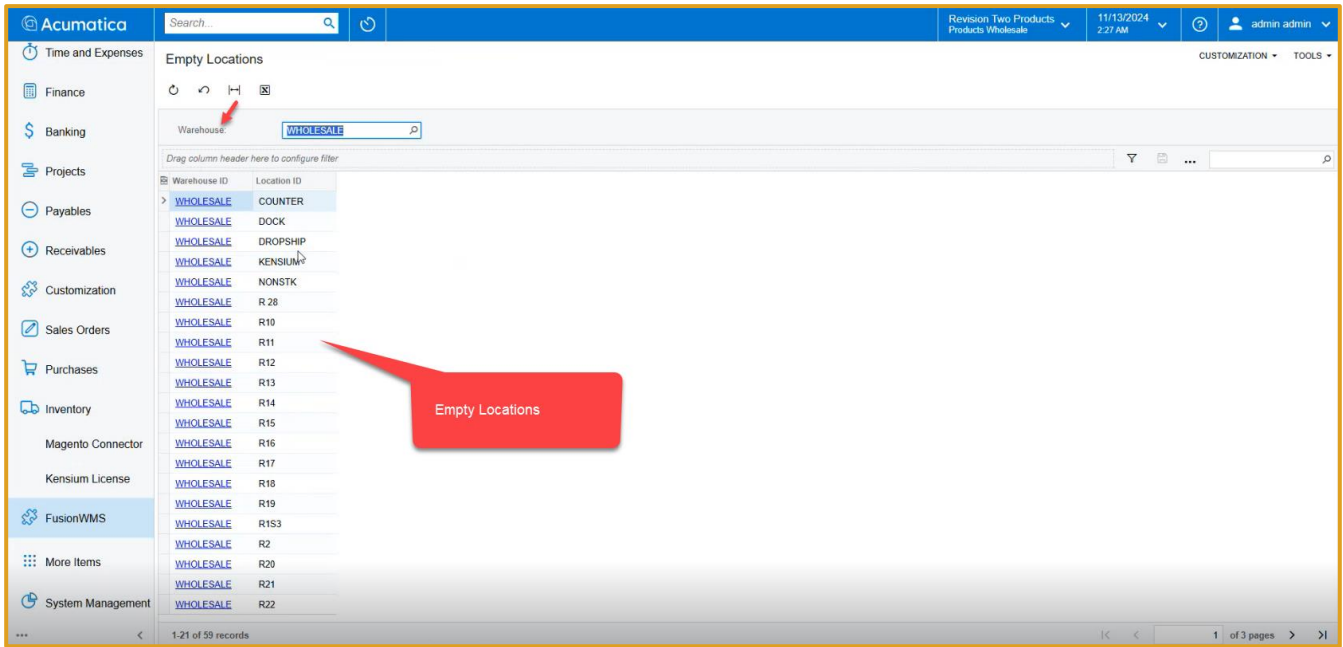


Figure: Empty Location in the Warehouse Screen

This feature will facilitate to identify the empty locations. Against a specific warehouse you can easily track empty locations if any. Once you assign any quantity against the location it will not be displayed on the empty location screen.

Installation Changes

There are no installation changes included in this release.

UI Changes

There are no UI changes included in this release.

Workspace	Screen	Entity



Known Bugs and Issues

- The inventory summary of an item was incorrect (the quantity in the SO Allocation was not correct) after processing the shipment where it was included, an 'Unassigned' location is generated in negative numbers in SO Booked, which did not exist before.
- We have fixed the Fix Inventory Summary when using both serial / lot tracking and Containers.
- The default Acumatica feature 'Print labels' from the label section is missing on the shipment screen when publishing the WMS Advanced Package.
- The commit process encountered errors when attempting to process shipments of 40 containers or more. Additionally, some transfers remain unbalanced and lack a corresponding reference number.
- Multipack module was not allowing the user to load the Shipment again after Saving, so the user cannot Commit the Shipment.
- After scanning different UOMs from Base in Quick Pack module, the quantities in the Packages were incorrect.
- Kensium WMS 8.23.00 officially supported build of Acumatica 24R1, was upgraded to Build 24.113.0010.
- When the handheld device (HH) is first installed and the user accesses the Pack module and loads a shipment, the HH prompts for the location instead of the box ID, which results in an error in the application.
- When the users Save a Shipment after performing a Pack (Sometimes Pick) the App sets the Shipment Pick Status from "Picking "to the right status (Partial Pack/Packed/etc) and then reloads the shipment to keep packing or to commit, then the App updates the Shipment Pick Status again to set it as "Picking ". These were unnecessary additional API calls that can be avoided by analyzing the shipment, if it is going to be reloaded then there is no need of updating it from Picking->Packed->Picking.

