

Release Notes

Adobe Connector

By: Documentation Team

07/01/2024

Version #0.5

Table of Contents

Release Notes Information	3
Acknowledgements	3
Notice	3
Version History	3
New Features and Enhancements	4
BYP Items Included in Order Look-up	4
BYP Status Field	4
Freight Price from Sync from Acumatica to Adobe	5
Installation Changes	8
UI Changes	8
Validation Message Corrected	8
Order Status Log Validation Message Corrected	8
Sync Direction Field Title updated	9
Known Bugs and Issues	10
Appendix	11



Release Notes Information

Software Name	Adobe Connector
Version Number	0.5
Release Type (Initial/Minor/Intermediate/Major)	Intermediate
Compatible Acumatica Editions	2023 R2 and above
Package Location	In SharePoint: Kensium Internal Products > Documents > Package Repository

Acknowledgements

Acumatica 2021 R1, R2, and Acumatica Commerce Edition are registered trademarks of Acumatica Inc. All Rights Reserved.

Notice

The information contained in this document is subject to change without notice.

Kensium Solutions LLC shall not be liable for any errors or incidental or illegal acts concerning the use of these release notes.

Reproduction, adaptation, or translation of this document is prohibited without prior written permission of Kensium Solutions, except as allowed under copyright laws. All Rights Reserved.

Version History

Version Number	Description	Compiled By	Reviewer	Approver	Date
0.5	Release Notes	Documentation Team	Kishore Chava		01 JUL, 2024

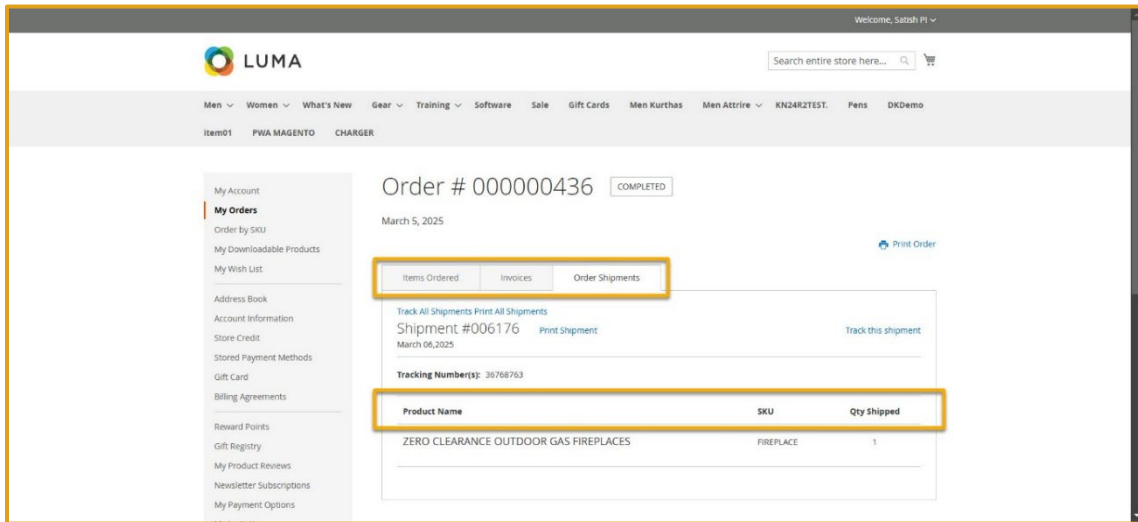


New Features and Enhancements

BYP Items Included in Order Look-up

The Order Look-up functionality in Adobe is enhanced so that you can now view the complete details of an order placed with a BYP item from the Adobe front end. Previously, Adobe only displayed order details for orders with stock items, kit items, template items, and non-stock items.

- ✓ Create a BYP item in Acumatica and sync the item to Adobe.
- ✓ After the BYP item sync is completed, place an order from the Adobe front end with the BYP item.
- ✓ The orders placed in the Adobe front end are displayed in the **My Orders** section in the Adobe.
- ✓ From the **My Orders** section, select the required order placed with the BYP item to view the complete order details.



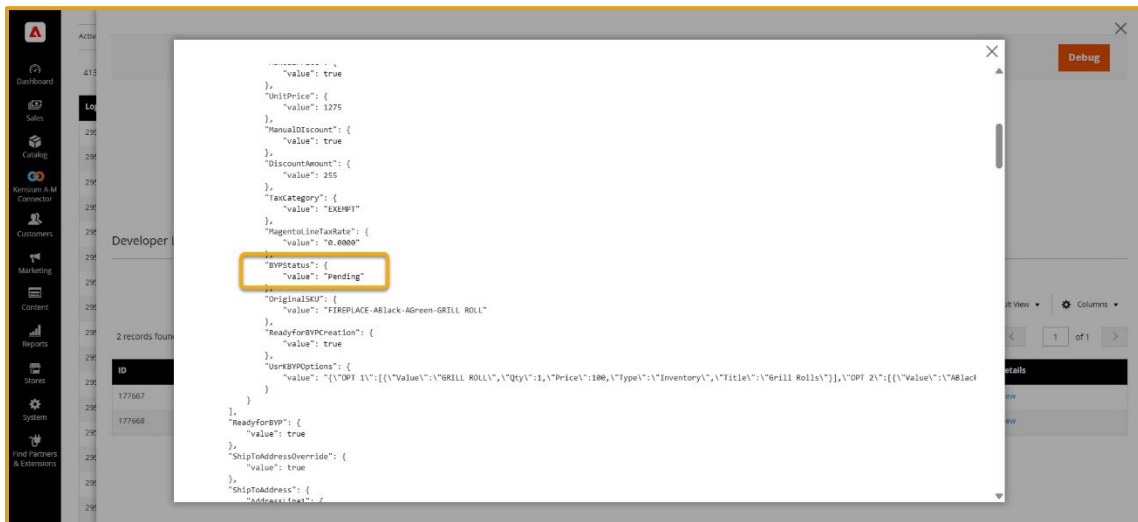
BYP Status Field

When an order is placed in Adobe with a BYP item, the **BYP Status** field is passed from Adobe to Acumatica as Pending. Further updates on the status of the order can be viewed within Acumatica.

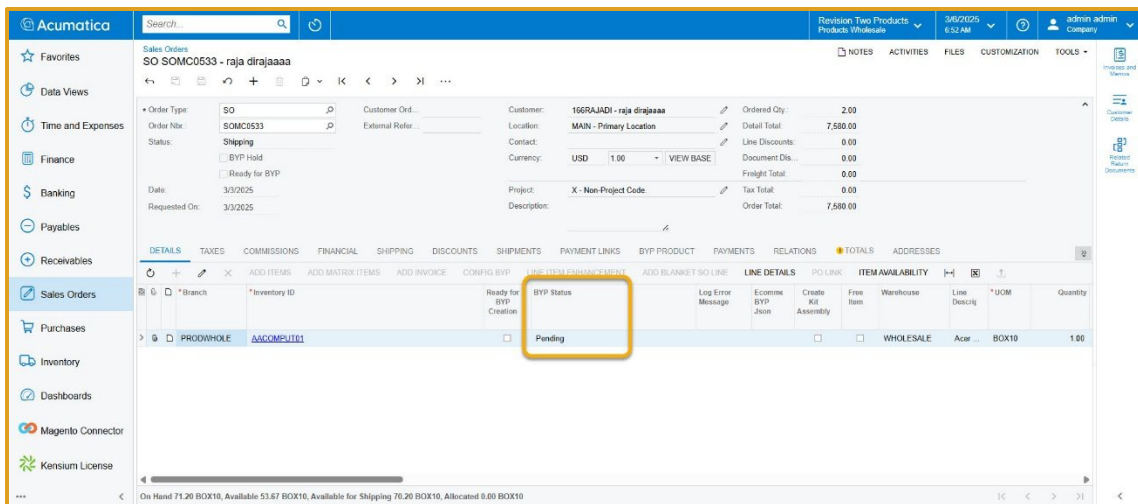
To view the BYP status sent from Adobe to Acumatica,

- ✓ Navigate to **Connector Sync Logs** under **Logs** from the **Kensium A-M Connector** on the left-hand menu.
- ✓ Select the logs with **Group** as [Order] and **Action** as [Create] and click **View**. A sliding panel with developer logs will appear on the screen.
- ✓ From the **Developer Logs** table, select the log with **Group** as Order consumer. Click **View** to open the log JSON and view the BYP Status.





- ✓ The corresponding BYP status can be viewed on the **Sales Orders** screen under the **Details** tab in Acumatica.



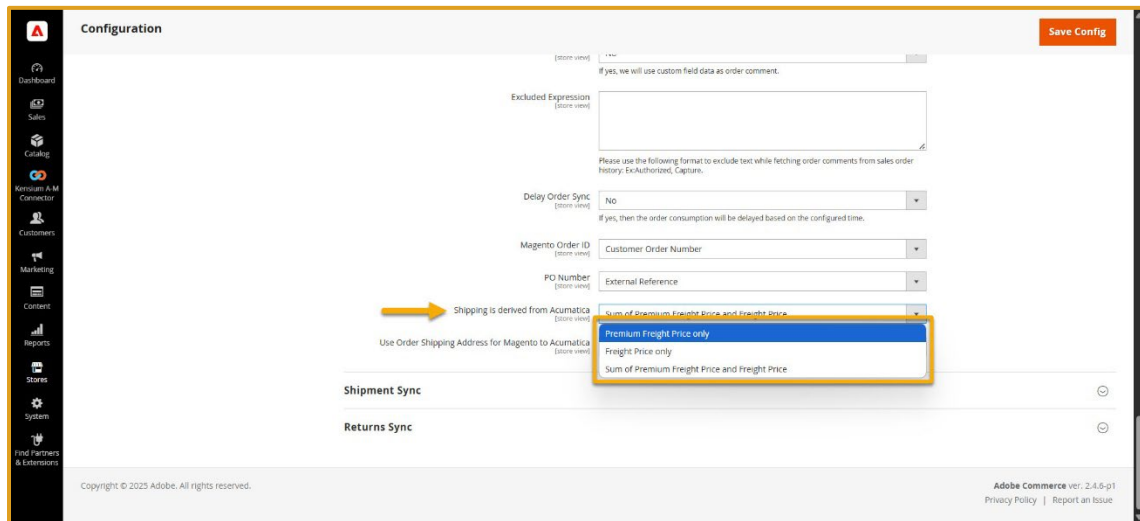
Freight Price from Sync from Acumatica to Adobe

A **Shipping is derived from Acumatica** field has been added to the **Configuration** page in Adobe. The freight price is synced from Acumatica to Adobe, and the amount is displayed based on the selected option. To configure the option, follow the steps below.

- ✓ Navigate to **Basic Configuration** under **Configuration** from the Kensium A-M Connector on the left-hand menu.
- ✓ Within **Sync Configuration** options, scroll down to the **Order Sync** option and click the down-chevron icon to expand the menu.
- ✓ There are 3 available options in the **Shipping is derived from Acumatica** drop-down
 - Premium Freight Price Only – The expedited or special shipping cost will be displayed in Adobe and will be synced to Acumatica.



- Freight Price Only – Normal shipping cost will be displayed in Adobe and will be synced to Acumatica.
- Sum of Premium Freight Price and Freight Price – The sum of normal and expedited shipping costs will be displayed in Adobe and will be synced to Acumatica.



- ✓ The Freight Price and Premium Freight Price can be viewed in Acumatica on the **Sales Orders** page under the **Totals** tab

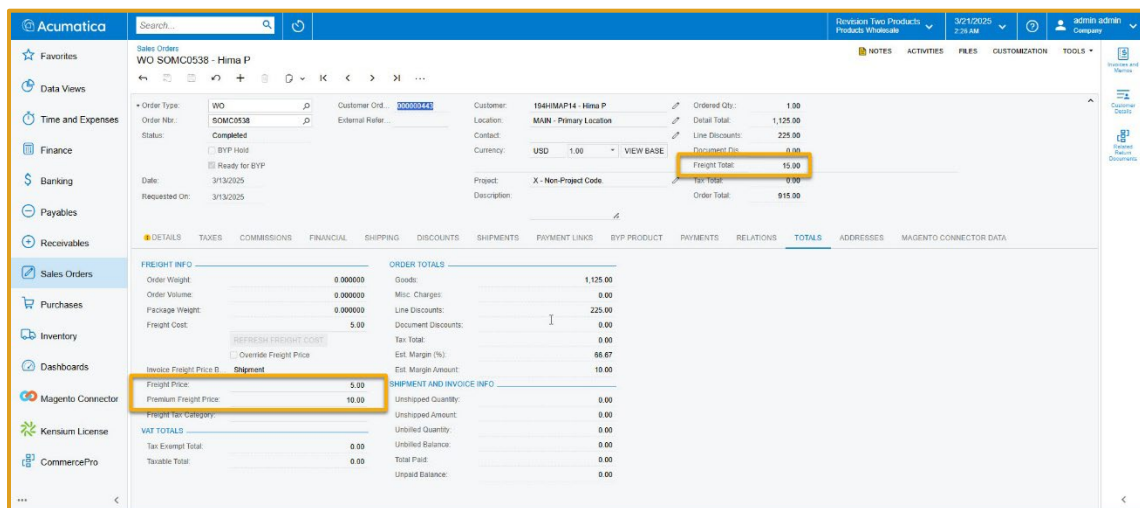


Figure:

- ✓ Select the **Override Freight Price** checkbox to manually enter the Freight Price or Premium Freight Price. Freight override can be done only on open orders.



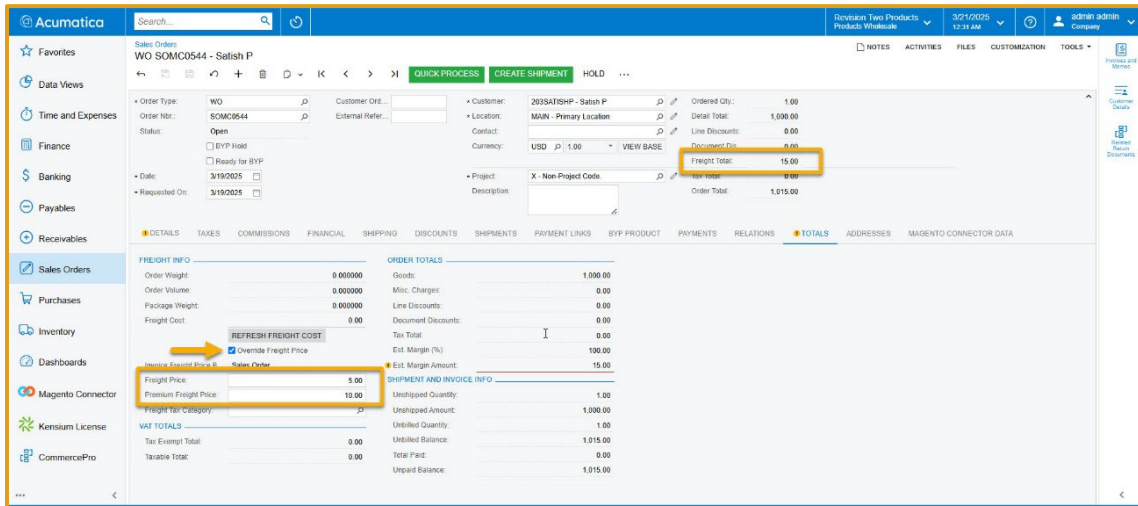


Figure: Override Freight price in Acumatica

- ✓ You can view the freight price as a Shipping & Handling charge under the Order Totals within the Information tab on the order details page in Adobe.



Figure: Shipping & Handling in Adobe

Based on the options selected in the **Shipping is derived from Acumatica** drop-down, the amount shown in Freight total amount in Acumatica and Shipping & Handling amount in Adobe will be Freight Price or Premium Freight Price or a combination of both.

For example, when the Freight Price is \$5, and the Premium Freight Price is \$10

- ✓ If **Premium Freight Price Only** is selected, the Fright Total and Shipping & Handling amount is shown as \$10
- ✓ If **Freight Price Only** is selected, the Fright Total and Shipping & Handling amount is shown as \$5
- ✓ And, if **Sum of Premium Freight Price and Freight Price** is selected, the Fright Total and Shipping & Handling amount shown is the addition of freight price and premium freight price, i.e., \$15.



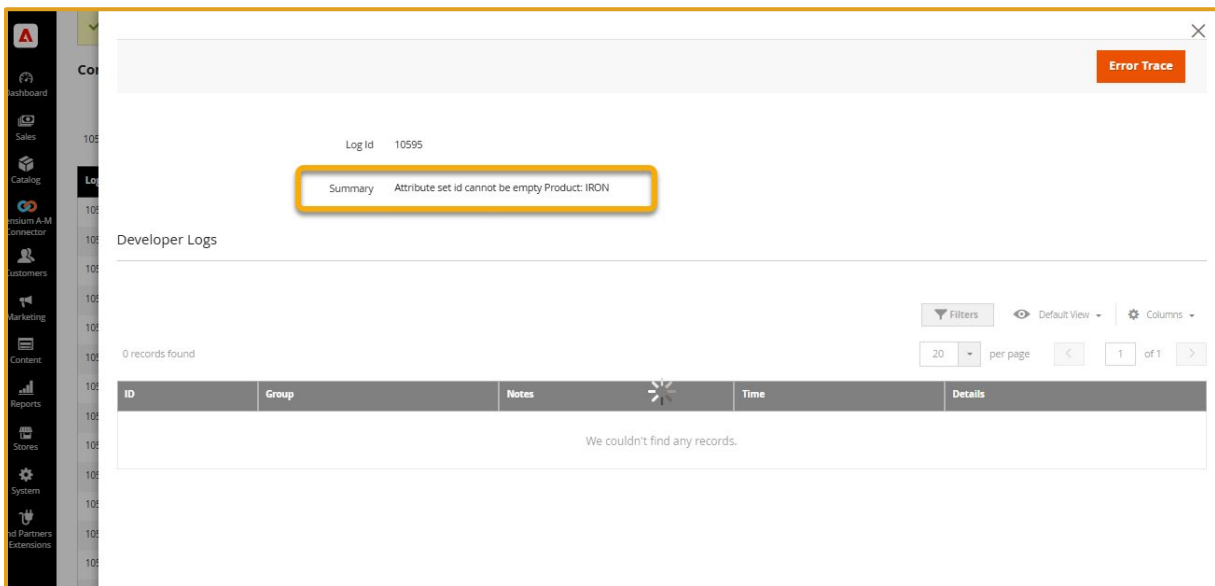
Installation Changes

No installation changes are implemented in this release.

UI Changes

Validation Message Corrected

An incorrect validation message is displayed in Adobe when the attribute set is unavailable. The validation message has been corrected to display the text: **'Attribute set ID cannot be empty. Product: Product Name'** for clear communication. (MAC-272).

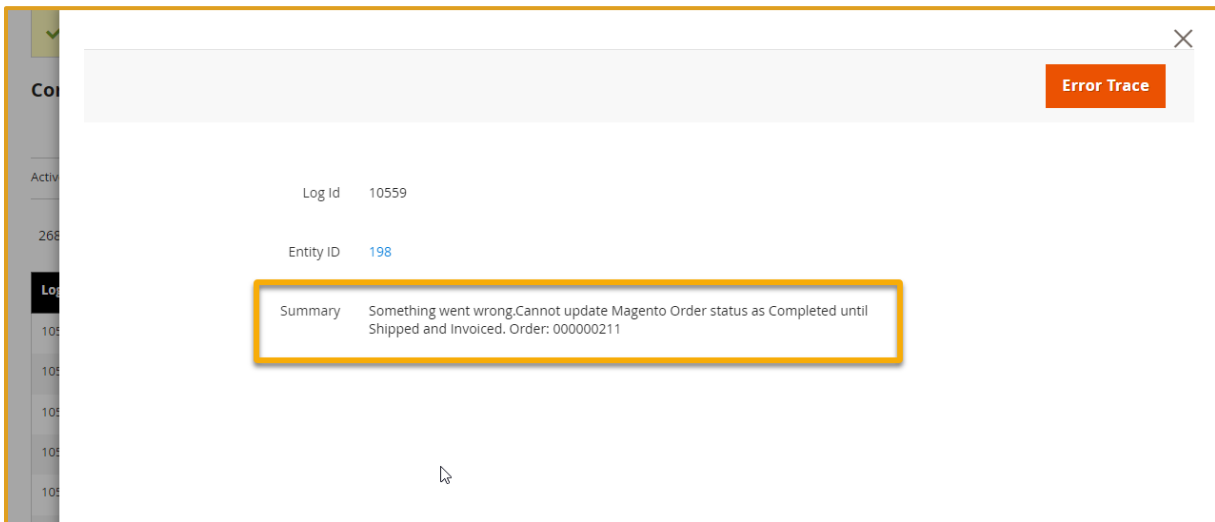


Workspace	Screen	Entity
Adobe Admin	Connector Logs	Product update log validation message

Order Status Log Validation Message Corrected

The validation message displayed on the Order Status Log page has been corrected to: **Something went wrong. Cannot update Magento order status as Completed until Shipped and Invoiced. Order: Order number** for clear communication. (MAC-273)

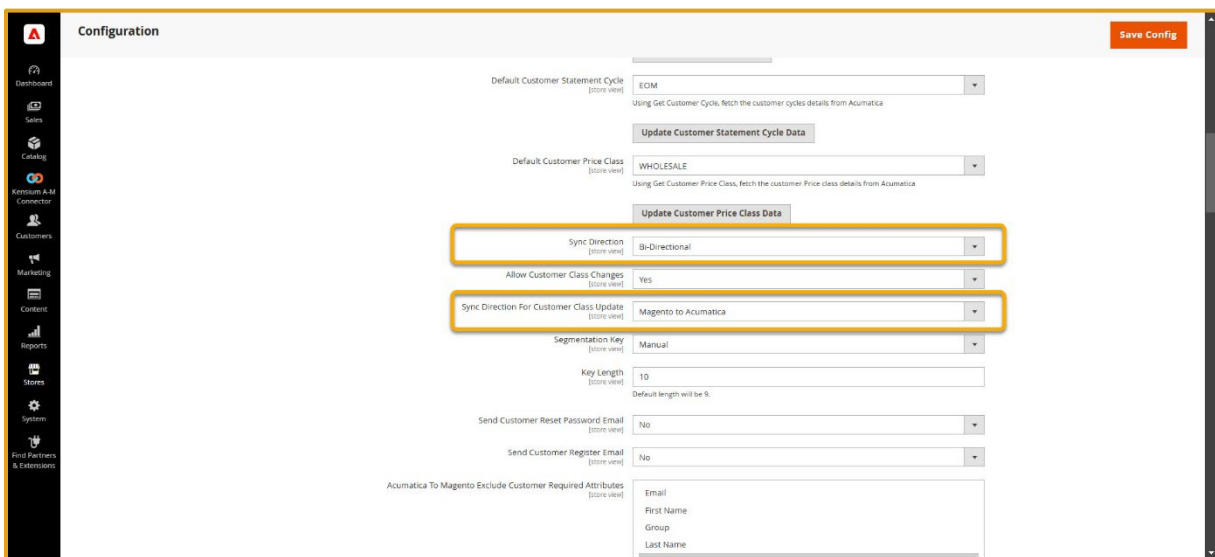




Workspace	Screen	Entity
Adobe Admin	Connector Logs	Order status log validation Message

Sync Direction Field Title updated

On the **Configurations** page of Adobe, the names of the Sync Directions fields are corrected to reflect as **Sync Direction** and **Sync Direction For Customer Class Update** for clear communication and to improve user understanding of the functionality. (MAC-268)



Workspace	Screen	Entity
Adobe Admin	Configuration	Customer sync



Known Bugs and Issues

- ✓ The user is facing an error when an order is placed in Adobe with the Braintree plugin as the payment method. (MAC-299)
- ✓ The Adobe application is not showing an error when Magento Order ID and PO Number are selected as the same. (MAC-220)
- ✓ When multiple warehouses are selected on the Branch Wise Inventory Association page, the user is not able to sync vendor quantity from Acumatica to Adobe. (MAC-308)
- ✓ The user is not able to view the selected option value details in the order JSON for a BYP item with a multi-select combo order placed from the front end of Adobe. (MAC-151)
- ✓ The order total of a BYP item with a Multi Select Combo is showing differently in Adobe and Acumatica's Config BYP pop-up. (MAC-165)
- ✓ The user is facing an error message for a BYP item synced from Acumatica to Adobe. (MAC-170)
- ✓ The user is unable to view the selected attribute details of a BYP item order placed from Adobe on the Config BYP screen in Acumatica. (MAC-262)
- ✓ The user is an Object Reference error in the Initialize page of Acumatica when Activate is clicked after completing the initialization. (MAC-276)
- ✓ CustomerName and PriceClassID are not displayed under the API Input Field Name in the schema details of the Shipping tab on the Customer page in Acumatica. (MAC-281)
- ✓ The user is unable to view the New Base Price details in the BYP Config pop-up window of a Sales Order when the order is synced from Adobe to Acumatica. (MAC-287)
- ✓ Acumatica's Process BYP Orders page is showing an error when processing the orders that are synced from Adobe to Acumatica. (MAC-300)
- ✓ BYP Status is not reflected in Acumatica when an order with pending status is synced from Adobe to Acumatica. (MAC-302)
- ✓ The user is not able to view the Original SKU details on the Sales Order screen when the order is synced from Adobe to Acumatica. (MAC-303)
- ✓ The Vendor Inventory quantity details on the Connector logs screen are showing as NULL in Acumatica. (MAC-120)
- ✓ When BYP Item Sync is Disabled on the Configuration screen in Adobe and a BYP item is synced from Adobe to Acumatica, the application does not show an error validation message, and the item is being synced. (MAC-169)
- ✓ When a Stock item is created 3 months or before and marked as Kit recently and then changed to Kit Parent, the system is unable to process the sync to Magento. (MAC-238)
- ✓ The user is unable to sync warehouse details from Acumatica to Adobe during Test Connection in Adobe, and customer details are not reflecting in Adobe. (MAC-224)
- ✓ The user is unable to sync a Guest Customer order with the same Guest Customer email ID that has been deleted in Acumatica. (MAC-175)



- ✓ The Skip Product Attribute Set validation is not based on Update Attribute Configuration during Product Update sync. (MAC-248)
- ✓ The Update Customer Tax Zone Data button is displayed below the Generate Gift Card Pool option instead of the Default Customer Tax Zone option. (MAC-286)

All identified bugs and issues have been analyzed and rectified.

Appendix

ID	Description
MAC-272	243 and 246:User not able to view the Proper validation message when the Attribute set is not available in Magento
MAC-273	246 : Order status error log message is not displayed properly
MAC-299	Connector BrainTree Payment Module. As in Magento 2.4.6P1 instance getting error like below . Also I faced same issue in allparts projects as well.
MAC-220	Validation for PO Number and Magento Order ID config fields
MAC-308	User is not able to view the Vendor Qty details on the connector Logs screen when user syncs the Qty from A-M with multiple warehouse selection
MAC-151	QA Bug - User is not able to view selected Option value details on Order Json
MAC-165	QA Bug - User able to view incorrect Unit Price on ACM Popup screen
MAC-170	QA Bug - User facing an error message on MAG when the user syncs the Order from ACM to Mag.
MAC-262	QA Bug - User not able to view the Option values on ACM Config BYP popup when user syncs the Order form M-A
MAC-268	QA Bug - 243 Instance- User able to view the Sync Direction dropdown field 2 times for Customer sync Configuration
MAC-276	QA Bug - 23R2: After Publishing the latest June 05 package while activating the connector we are getting the Object Reference error
MAC-281	QA Bug - 24R1: The API Input field names Customer Name and PriceClass ID are not displayed in the Customer Schema after Refresh
MAC-287	QA Bug - User is not able to view the New Base Price details on BYP Config Popup when user syncs order from M-A
MAC-300	QA Bug - User facing an error message on Process BYP Order screen when user syncs the order from M-A
MAC-302	QA Bug - User not able to view the BYP Status as Pending on the Sales Order screen when user syncs order from M-A
MAC-303	QA Bug - User not able to view the Original SKU details on the Sales Order screen when user sync the order from M-A
MAC-120	Vendor Inventory Mangement: Vendor Qty is passing NULL from Acumatica
MAC-169	When the user disables the BYP item configuration and syncs the BYP item from Mag to ACM then the user should able to view an error message on the Magento connector Logs screen w



MAC-238	Kit Qty updates are not triggered from Acumatica to Magento when kit item product already created and the enabled for Magento sync later
MAC-224	QA Bug - Facing Issue Customer A-M Sync and Branches are not getting retrieved from Acumatica on Magento Test Connection
MAC-175	Delete Guest Customer unable to sync another Order with same email id due to Customer data saving in cross ref table from Magento
MAC-248	Skip Product Attribute Set validation based on Update Attribute Configuration during Product Update sync
MAC-286	QA Bug - 243: Update Customer Tax Zone Data button is displayed below the Generate Gift Card Pool instead of Default Customer Tax Zone
MAC-265	From Summit Safety ticket : Add Price Control feature for A to M order syncs
MAC-249	BYP Integration - OrderLookUp functionality
MAC-250	BYP Integration - Pass Status as pending for each BYP line item

