

Release Notes

Adobe Connector

By: Documentation Team

01/01/2025

Version #0.10

Table of Contents

Release Notes Information	3
Acknowledgements	3
Notice	3
Version History.....	3
New Features and Enhancements.....	4
Is Tax Valid Dropdown.....	4
Installation Changes	7
UI Changes	7
Known Bugs and Issues	7
Appendix	8



Release Notes Information

Software Name	Adobe Connector
Version Number	0.10
Release Type (Initial/Minor/Intermediate/Major)	Intermediate
Compatible Acumatica Editions	2024 R2 and above
Package Location	In SharePoint: Kensium Internal Products > Documents > Package Repository

Acknowledgements

Acumatica 2021 R1, R2, and Acumatica Commerce Edition are registered trademarks of Acumatica Inc. All Rights Reserved.

Notice

The information contained in this document is subject to change without notice.

Kensium Solutions LLC shall not be liable for any errors or incidental or illegal acts concerning the use of these release notes.

Reproduction, adaptation, or translation of this document is prohibited without prior written permission of Kensium Solutions, except as allowed under copyright laws. All Rights Reserved.

Version History

Version Number	Description	Compiled By	Reviewer	Approver	Date
0.10	Release Notes	Documentation Team	Kishore Chava		January 2025



New Features and Enhancements

Is Tax Valid Dropdown

On the Configuration page in Adobe **Is Tax Valid** drop-down field is added to enhance tax sync customization from Adobe to Acumatica.

- ✓ Log in to Adobe with valid credentials and navigate to **Sync Configuration** from **Kensium A-M Connector** on the left-hand menu. You will be redirected to the **Configuration** page.

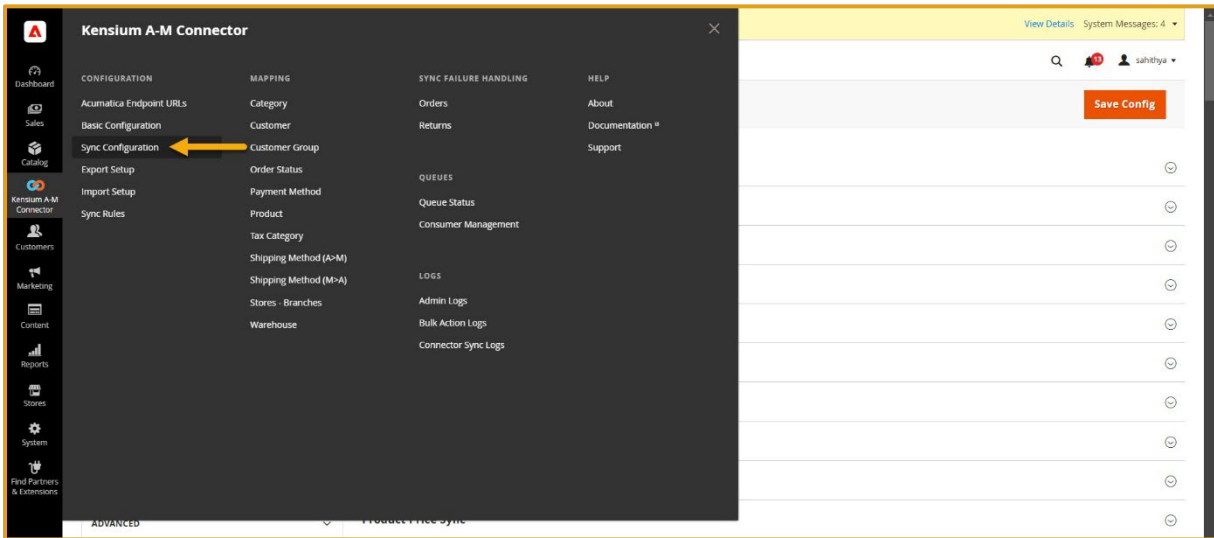


Figure: Navigation to Configuration page

- ✓ On the Configuration page, click **Sync Configuration** and expand the **Order Sync** menu by clicking on the down-chevron icon to view the **Is Tax Valid** option.

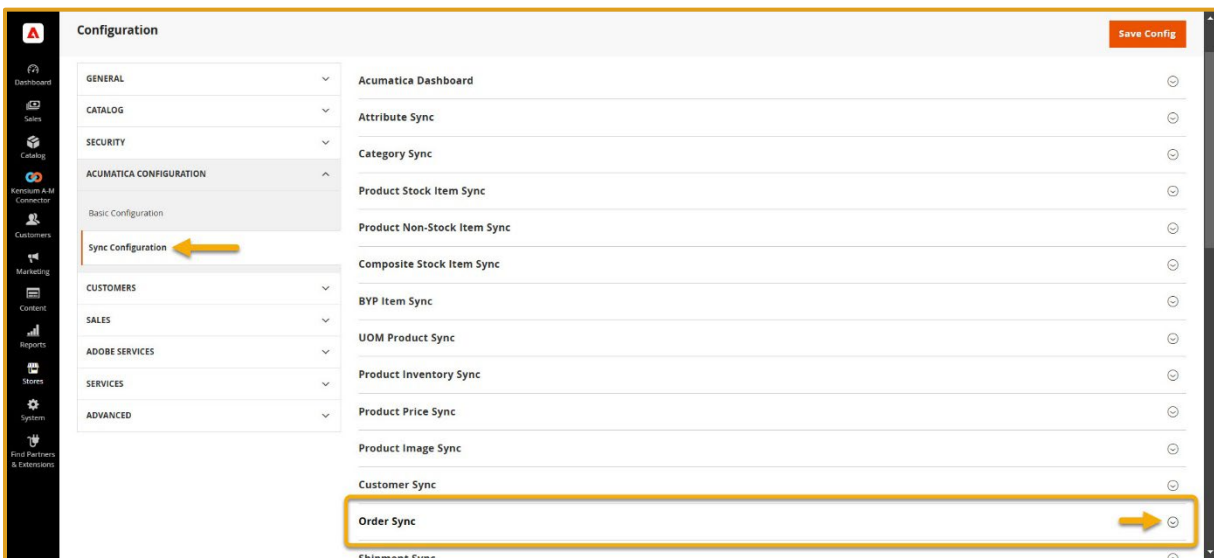


Figure: Navigation to Order Sync

- ✓ From the Is Tax Valid drop-down, select Yes if you require the Tax Amount to be displayed on the order page of Acumatica, and select No if you do not want the Tax amount to be displayed.

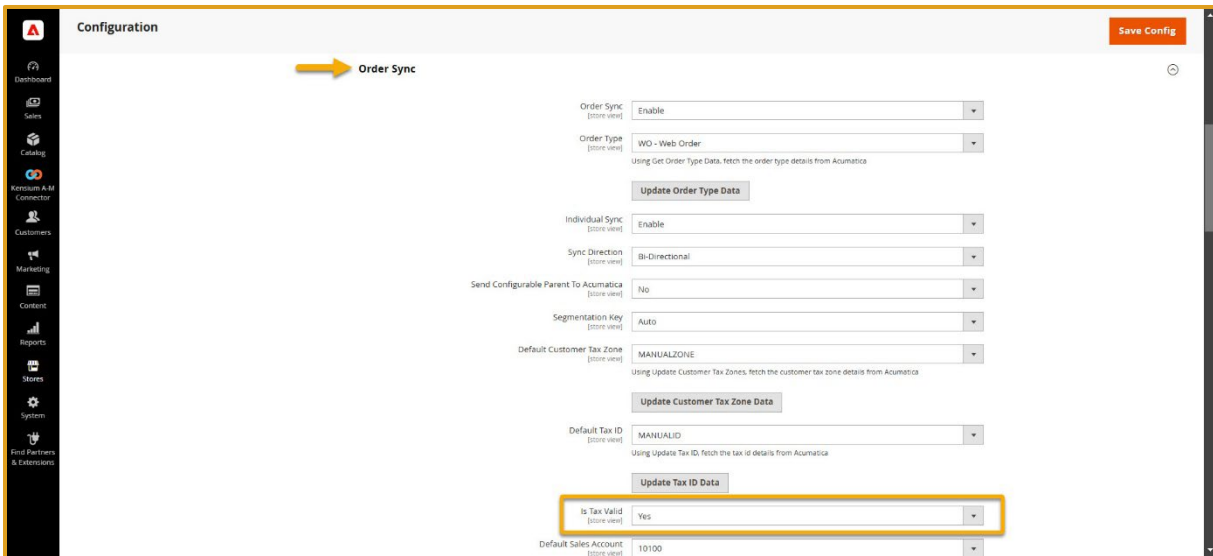


Figure: Is Tax Valid option

- ✓ The Tax details can be viewed in Acumatica under the Taxes tab on the Sales Orders page and in Adobe the Tax selected and information passed from Adobe to Acumatica can be verified from the Developer logs.
- ✓ To view the Developer log JSON in Adobe follow the steps below.
 - Navigate to **Connector Sync Logs** under **Logs** from the **Kensium A-M Connector** on the left-hand menu.
 - Select the logs with **Group** as [Order] and **Action** as [Create] and click **View**. A sliding panel with developer logs will appear on the screen.
 - From the **Developer Logs** table, select the log with **Group** as Order consumer. Click **View** to open the log JSON and view the IsTaxValid status.
- ✓ If you select Is Tax Valid as Yes, the IsTaxValid value in Adobe's Developer logs JSON is shown as True, and Tax details are synced from Adobe to Acumatica. The Tax Amount value is reflected in Acumatica.

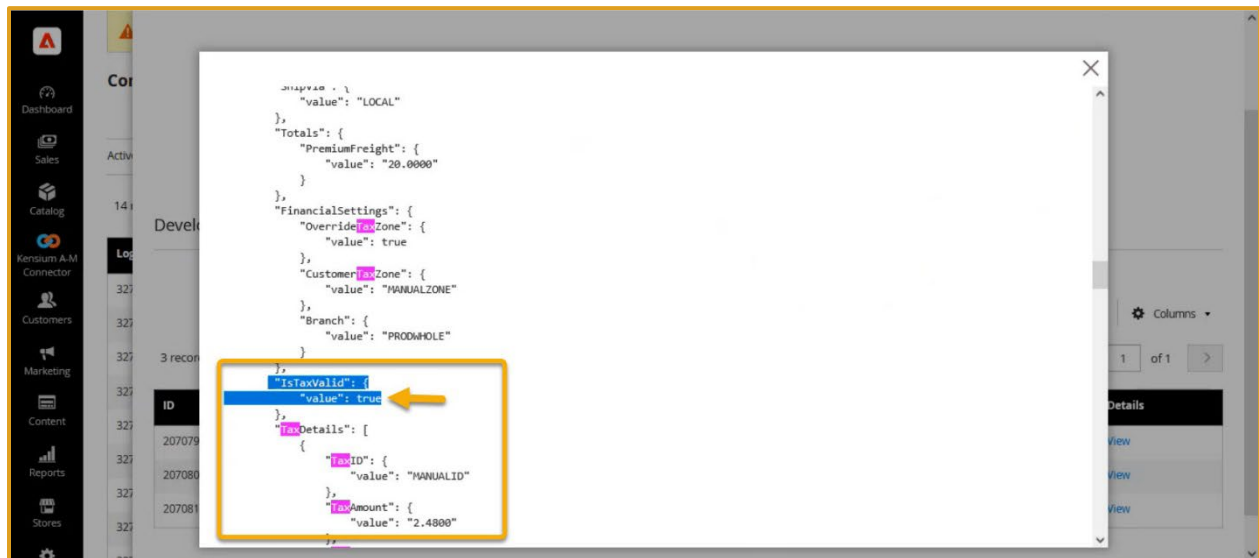


Figure: Is tax valid True

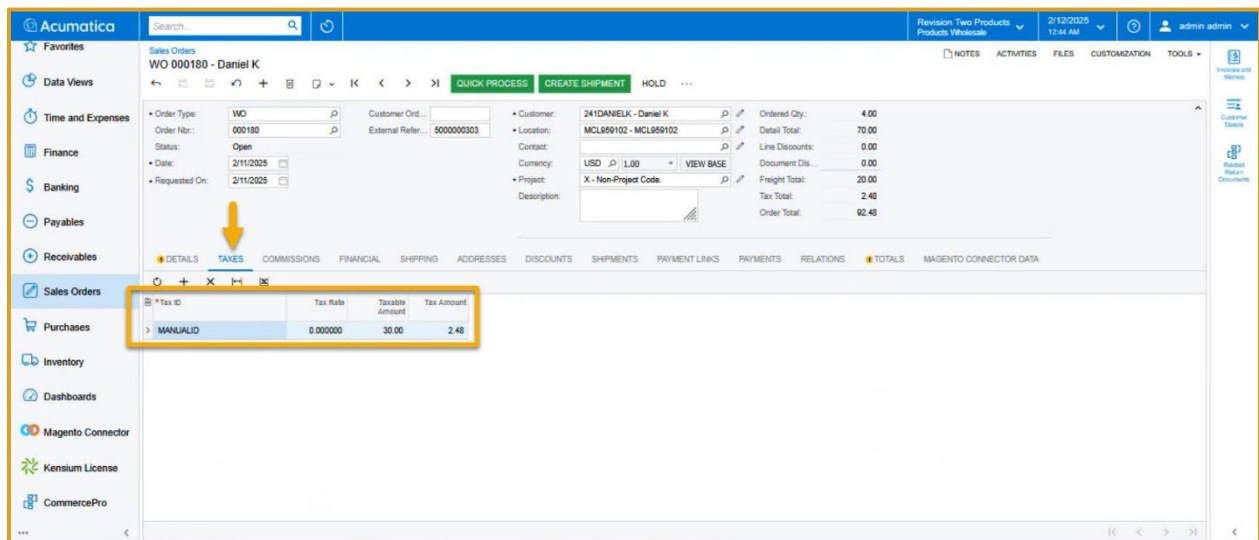


Figure: Tax amount when Is Tax Valid is selected as Yes

- ✓ If you select Is Tax Valid as No, then the IsTaxValid value in Adobe’s Developer logs JSON is shown as False and the tax details are not displayed in the JSON. The Tax Amount in Acumatica is displayed as 0.



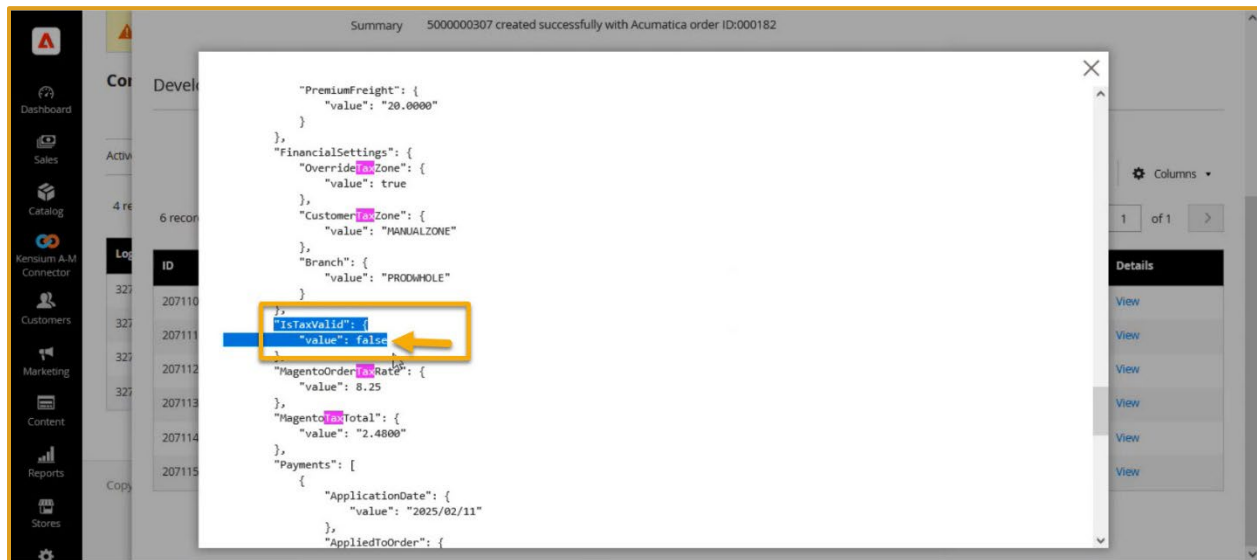


Figure: Is tax valid False

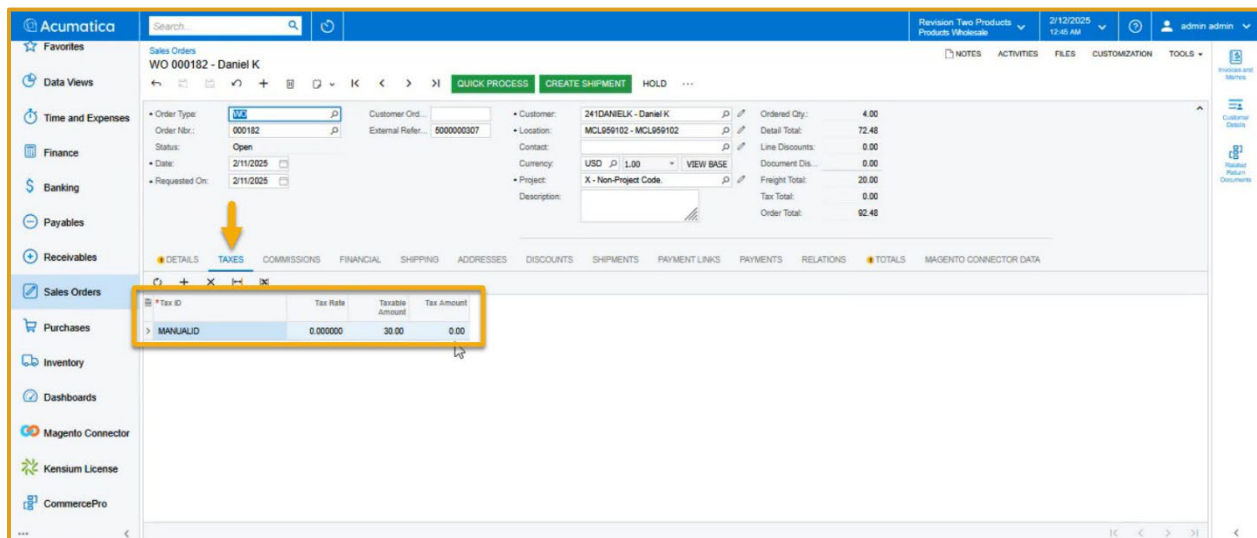


Figure: Tax amount 0 when Is Tax valid is selected as No

Installation Changes

No installation changes are implemented in this release.

UI Changes

No UI changes are implemented in this release.

Known Bugs and Issues

- ✓ The Shipping total in Adobe's Order Lookup page and the Freight total in Acumatica's Sales Orders page does not display the combined total of Freight Price and Premium Freight Price, regardless of the



dropdown option selected in the Shipping is derived from the Acumatica option on the Configuration page in Adobe. (MAC-467)

- ✓ The Quick Kits functionality is not working, and the users are not able to process the Quick Kits using the options selected on the Sales Order Preferences page in Acumatica. (MAC-479)
- ✓ The user is not able to view the Website(s) value on the Customers page in Acumatica when customer data is synced from Adobe to Acumatica. (MAC-485)
- ✓ The Customer sync from Adobe to Acumatica is unsuccessful when the Key Length is set as 30 and above in Adobe. (MAC-488)
- ✓ When the Key Length is set as 0 in Adobe, the Customer sync from Adobe to Acumatica is unsuccessful and is not showing a validation message. (MAC-489)
- ✓ The application is showing an error in the Product Sync log on the Connector Logs page in Acumatica when a Stock Item is synced to Adobe. (MAC-517)
- ✓ The user is unable to uninstall the connector package in Acumatica. (MAC-518)
- ✓ The user is facing an issue when a Customer ID is synced from Adobe to Acumatica. When a Customer ID that contains spaces is synced, the space is removed, reducing the total characters, which leads to Acumatica adding additional auto-populated characters. (MAC-412)
- ✓ When an order is placed with the Paypal payment method, the PM Instance details of the previous order are being passed from Adobe to Acumatica in the Connector logs. (MAC-413)
- ✓ The user is facing an error when opening the order records in Adobe for the orders that were placed prior to integration with Acumatica. (MAC-381)
- ✓ Acumatica Endpoint URL for Payment method and Cash Account pagination are not being displayed on the Acumatica Endpoint URLs page in Adobe. (MAC-432)

All identified bugs and issues have been analyzed and rectified.

Appendix

ID	Description
MAC-467	The Freight Price is not updated in Magento for the order as per the Sync Configuration
MAC-479	Quick Kits functionality is not working and the records are not displayed on selecting the configurations in Sales order preferences screen
MAC-485	User is unable to sync the Website from A-M and M-A in 247 Magento
MAC-488	When the Customer is synced from Magento with Keylength as 30 and above then customer sync is getting failed
MAC-489	When the Customer is synced from Magento with Keylength as 0 then customer sync is getting failed as null value is passed from Magento
MAC-517	Product Sync- When we are syncing the Product from ACM to MAG facing an error message



MAC-518	Unable to Uninstall the connector
MAC-412	Customer ID Segmented Key Issue
MAC-413	Paypal : Previous Order PM Instance ID sent for the next Order
MAC-381	Orderlookup -Unable to View Order Details in Magento for Orders not in Acumatica
MAC-432	Support pagination for the Get call mainly on the Cash Account entity
MAC-364	Demo Feedback- Pass IsTaxValid value based on configuration

